



SubSplash Account & App Setup

1. To create an account, go to this link:

<https://messaging.subsplash.com/6JRMZR/auth>

2. Click “Create an Account” in the upper righthand corner.

3. Enter the following information

(feel free to fill it in here, too, for your records)

- First Name: _____
- Last Name: _____
- Email: _____
- Password: ●●●●●●●●●● _____

4. Now, check your email (the one you just used to register) for an email from “SubSplash” to confirm your account.


Once you’ve created and confirmed your account, move onto step 5.


5. Download the App to your smartphone or other smart device using the QR Code below.



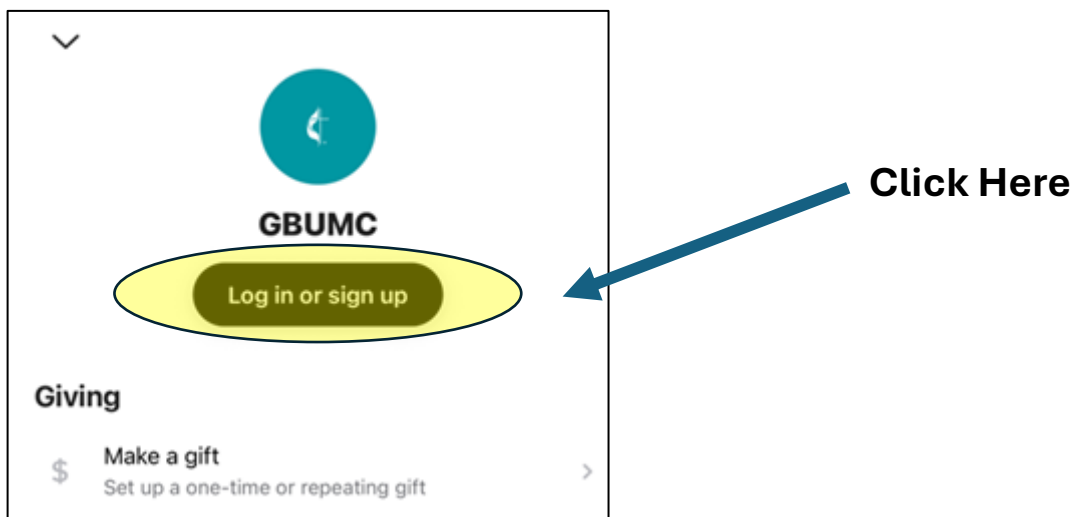
You can also search for the app in your devices App Store. To do this, search for **“Grand Blanc UMC”**

Keep in mind that your smart phone or device may require a password, PIN or face ID in order for you to download any app.

6. When you open the  GBUMC App, it will look like this. To log into the app using the account you just set up, click on the profile logo at the top



7. You'll then click on "Log in or sign up"



8. Finally, click "Continue with Email" and enter the email and password you just set up

