

# Subsplash Giving – Add Credit Card

This guide demonstrates how to add a credit card to your Subsplash account, so you have it as a convenient payment method for future giving. Debit cards can also be used provided they are connected to the Visa or Mastercard networks.

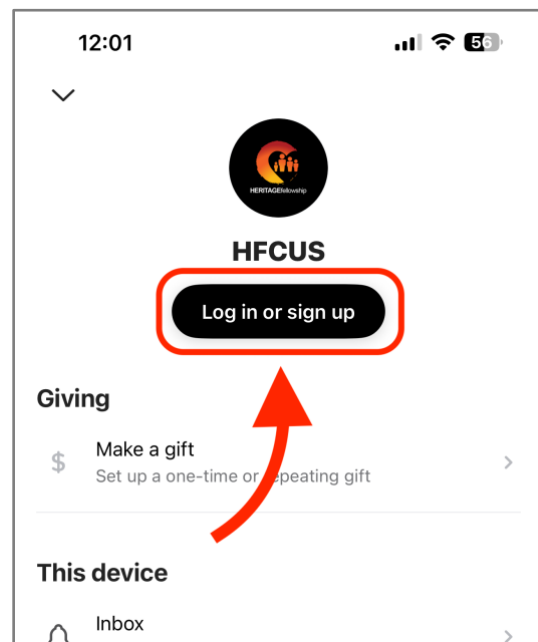
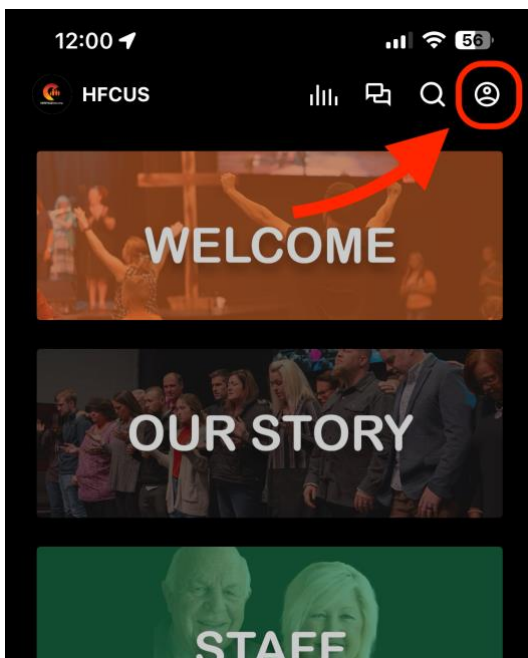
Before adding a card, you will need to have a Subsplash account profile. If you do not have an account, please reference the [guide](#) on creating one. See the sections below for the steps to add a card as a payment option.

## Account Sign In


Before proceeding, you must be logged into your Subsplash account. You can log into your account via the Heritage mobile app, a giving page, or using this [link](#). These options are shown below.


### Mobile App

Tap the profile icon in the top-right corner of the screen and it will take you to the profile page. If you are already logged in, you will not see the log in button and can move to the next step. Otherwise, press the log in button and sign on using an email, Apple ID, or Google account.





## Subsplash Account Page


 HFCUS



**Log in or sign up to continue**

 Continue with Email

 Continue with Google

 Continue with Apple

By continuing you agree to Subsplash's [Terms of Use](#) and [Privacy Policy](#).

**SUBSPASH**  
© 2025 Subsplash, Inc.  
[Terms of use](#) [Privacy policy](#)

## Giving Page

\$0

Fund  

Select Fund

Frequency  

One-time


Weekly

Monthly

Every two weeks

Continue to give \$0.00

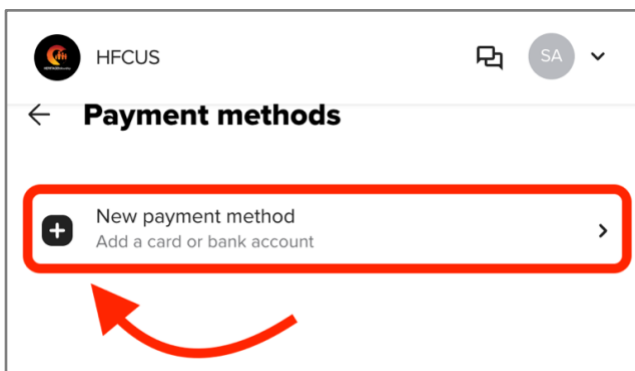
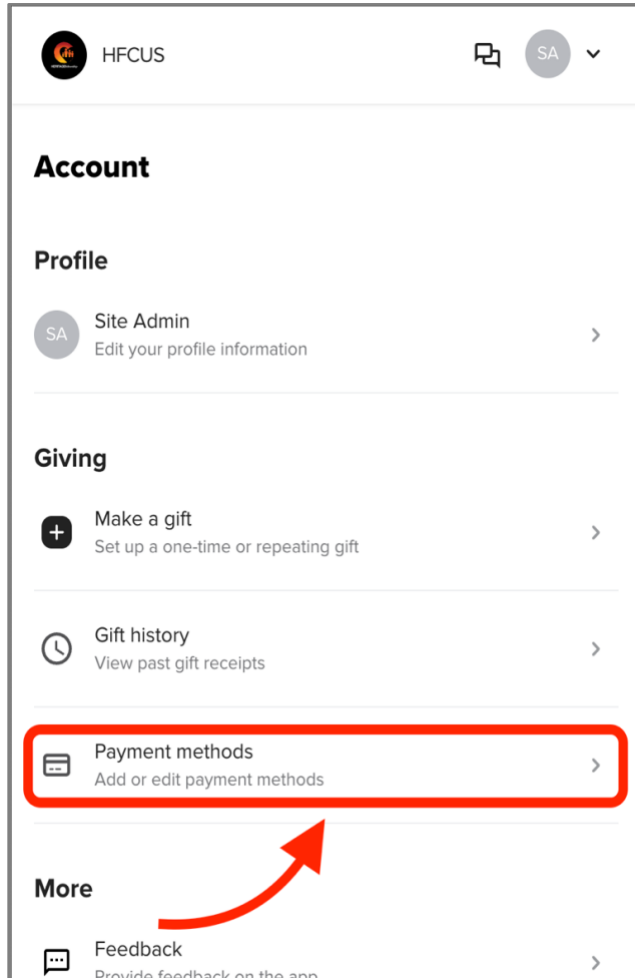
or

 Log in to your giving account


## Add Card

If you just created your account, you should be on your profile page. If not, tap the profile icon in the top-right corner of the app or account page on the web, press the login button on a giving page.


Once on the profile page, select **Payment methods** -> **New payment method** to show the **Add payment** method screen. Then enter your card details and press the **Add** button.



### Add payment method

 **Card**


**Card number**

1234 1234 1234 1234 

**Expiration date**

MM / YY

**Security code**

CVC 


**Country**

United States

**ZIP code**

12345

By providing your card information, you allow Heritage Fellowship to charge your card for future payments in accordance with their terms.

 **US bank account**

**Cancel** **Add**

You will be redirected back to the payment methods screen showing the newly added card. If you do not immediately see new card, refresh the screen.

