



LESSON SNAPSHOT

BOTTOM LINE: I can pray for other people.

OBJECTIVE: In this lesson kids will learn that they can pray not just for themselves but for other people too.

KEY PASSAGE: Acts 12:1-17, Church Prays For Peter in Prison

MEMORY VERSE: *"Never stop praying." 1 Thessalonians 5:17 (NirV)*

SUMMARY: We can talk to God anytime we want. We have a special name for when we talk to God – prayer. Whenever we pray we can pray not just for ourselves but for other people too.

SIMPLE PRAYER:

Dear Jesus,

Be with us. Be with those we love too.

Amen



MEMORY VERSE

"Never stop praying." 1 Thessalonians 5:17 (NIRV)

LARGE GROUP MV ACTIVITY: Show the kids the motions you've been using since week 1 and ask if they remember the words of the verse that go along with them. As a group, see how loudly you can shout the verse together.

Week 1 Hand motions: When you say "Never" have the children wave their hands in front of them and shake their heads no. On "stop" have them extend their hands in a stop position. For "praying" have them press their hands together in prayer.

SMALL GROUP MV ACTIVITY: Reinforce the message of the verse by asking the kids, "What should we never stop doing?" They should respond: "praying." Ask: "When should we stop praying?" and wait for them to respond, "never." Do this a few times until they get the rhythm of what you are doing. Finally, say the verse together several times.



SKIT OR PUPPET SHOW

TITLE: Praying for Others

ITEMS NEEDED: None

CHARACTER BREAKDOWN: 1M, 1F

CHARACTERS: Jim, Doris

Jim and Doris have their hands together and heads bowed in prayer. Jim is a little fidgety.

DORIS: And God bless mommy and daddy.

JIM: Amen.

DORIS: And God bless Jim's mommy and daddy.

JIM: Yeah, that's good. Bless them too.

DORIS: And God bless our brothers and our sisters.

Doris pauses to think.

JIM: Are we done yet?

DORIS: No.

Jim lifts his head and lets out a sigh of frustration.

DORIS: God please be with my friend, Beth. She is going to a new school and she is really scared. Help her not be so scared. And God be with my other friend, Tina.

JIM: More?

DORIS: Yes. Tina has a pet cat named Mittens. Mittens is sick. God please help Mittens get better and help Tina to take good care of her. And God be with-

SKIT OR PUPPET SHOW

JIM: How much longer is this going to take?

Doris breaks from her prayer position.

DORIS: I asked you if you wanted to pray with me and you said “yes.”

JIM: I know. But I didn’t know we were going to pray for so long.

DORIS: I have a lot of people I like to pray for.

JIM: I like to pray short. “God help me play well at my soccer game. Amen.” You must need a lot of things if it takes you so long to pray.

DORIS: I don’t just pray for myself. I pray for other people.

JIM: Why?

DORIS: God loves it when we talk to him. And God loves it when we love other people. Praying for people is a way we can show our love for them.

JIM: That’s really neat. I feel bad for stopping you in the middle of your prayer.

DORIS: It’s okay. I just had one more person to pray for.

JIM: Go ahead. Finish your prayer.

DORIS: And God, help Jim to play well at his soccer game today. Amen.

JIM: Amen. Thanks for praying for me, Doris.

DORIS: Anytime. We better go now; your soccer game starts soon.

JIM: But we’re not done praying yet.

DORIS: We’re not?

JIM: No, I still have to pray for one more person. It’s my turn to pray for you, Doris.

Lights out as Jim and Doris bow their heads in prayer.



SNACK

ITEMS NEEDED: Cookies

ADVANCED PREPARATION: Post a sign outside the preschool area that says: “Today’s snack is cookies. Please let your child’s teacher know if it is not ok for your child to have this snack.”

CONNECTION: Today’s lesson is all about other people, so for snack, have kids serve each other. Have the cookies already plated. One at a time, invite little ones to get a plate and give it to one of the other children. *(Don’t spend too much time trying to convince unwilling kids to participate; there will be plenty of kids eager to “serve” more than once.)*

Remind kids that we can help others when we pray for them. Invite the kids to think of other ways we help other people.



CRAFT ACTIVITY

ITEMS NEEDED: Brown construction paper, tape

ADVANCED PREPARATION: Cut the construction paper into 1 and 1/2 inch by 7 inch strips.

DIRECTIONS: Take one strip of construction paper and create a loop. Tape the loop together. Show little ones how they can weave another strip through the first loop to make a link in a chain. With adult help, create a chain for each kid. Encourage the little ones to place their hands through the chains and imagine what it might be like to be in prison, like Peter was.



HANDS-ON ACTIVITY

ITEMS NEEDED: Dolls, one for each child

ADVANCED PREPARATION: None

DIRECTIONS:

Tell kids that we are going to pretend that these dolls are real babies, and it is our job to take care of them. Let them handle their babies as they wish for a few seconds.

Have kids show you how they would care for their babies in specific situations: when they are tired, when they are fussy, when they have soiled their diaper, when they are hungry, etc. Praise kids for doing a good job taking care of their babies.

Let the kids in on a secret: We can help take care of anybody we want, anytime. When we pray to God for other people we are taking care of them. When we ask God to watch over someone else and to help someone else, we are doing a very good thing.



MAIN LESSON

BOTTOM LINE: I can pray for other people.

OBJECTIVE: In this lesson kids will learn that they can pray not just for themselves but for other people too.

KEY PASSAGE: Acts 12:1-17, Church Prays For Peter in Prison

WORSHIP TIME:

Prior to the lesson, sing one or two songs with the kids. Use CDs or live lyrics of songs that the kids are familiar with.

LESSON:

Today's story comes to us from the Bible. (Hold up a Bible.) The Bible is God's Word to us, so we know that everything it says is true. (Open the Bible and set it down in front of you as you give the lesson.)

Peter was a friend of Jesus. Peter went all over telling people about Jesus. Some people didn't like what Peter was saying, so they threw him in jail.

Peter's arms were covered in chains. There were prison guards on each side of him. Peter couldn't leave.

Peter's friends were very worried for Peter. They didn't know what to do. But then they remembered that they can talk to God about anything. We can pray not just for ourselves, but we can pray for other people too.

So Peter's friends prayed to God that he would rescue Peter. God answered their prayer. God sent an angel down to the prison while Peter slept. The angel woke Peter up, removed his chains, and showed him the way out of the prison.

Peter was so excited to be free, he ran to his friend's house. All of his friends were still there praying. Peter knocked on the door. His friend Rhoda came to the door. When she realized it was Peter, she got so excited she ran back to tell the others. She forgot to open the door, she was so excited.

All of Peter's friends came back to the door to see that Peter was free. God answered their prayer. They were so happy.

MAIN LESSON

We can talk to God anytime we want. We have a special name for when we talk to God – prayer. Whenever we pray we can pray not just for ourselves, but for other people too. We can pray for our mommies and daddies, brothers and sisters, friends, everybody.

SIMPLE PRAYER:

Dear Jesus,

Be with us. Be with those we love too.

Amen



MAIN LESSON DISCUSSION QUESTIONS

WIGGLE TAMER: Play a quick game of Follow the Leader, with an adult helper as the leader.

SMALL GROUP MEMORY VERSE ACTIVITY: Reinforce the message of the verse by asking the kids, "What should we never stop doing?" They should respond: "praying." Ask: "When should we stop praying?" and wait for them to respond, "never." Do this a few times until they get the rhythm of what you are doing. Finally, say the verse together several times.

DISCUSSION QUESTIONS:

Why couldn't Peter go anywhere?

What did Peter's friends do to help Peter?

Did God answer the friends' prayer?

Who is someone we can pray for?

SMALL GROUP GAME OR ACTIVITY:

Spend some time praying for others. Demonstrate with a short prayer for a particular person in your life. Ask little ones who else we can pray for. Respond to every answer offered. Invite willing kids to say a short prayer for one of these people mentioned.



ONE PAGE LESSON FOR 1-2 YEAR OLDS

PLAY TIME: Spend the first 15 minutes on the floor playing with the kids. Cars, dolls, blocks, and simple puzzles are great for this time.

BIBLE TIME: Seat the kids in the place they will be having snack. Hold up a Bible or Illustrated Kids' Bible and say, "This is the Bible. God wrote the Bible. Everything in the Bible is true." Then allow each child to pat the Bible with his hand.

LESSON: Peter was locked up in jail. He couldn't get out and his friends wanted to help him. His friends prayed for him and God sent an angel to free Peter. We can pray to God to help our mommies and daddies and other people.

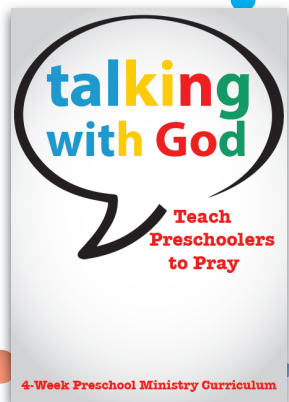
MAKE IT REAL: After the lesson say, "God loves you, and he wants you to love him too." Then point to each child and say, "God loves you (child's name)."

PRAYER TIME: Ask the children to fold their hands and bow their heads. Say, "Let's pray before our snack. Thank you God for our mommies and our daddies. Thank you for loving me. Thank you for this snack we get to eat. Amen."

SNACK TIME: Wash each child's hand with a wet wipe and then serve the snack. At this age crackers or goldfish with water are generally best, but you always want to be mindful of any food allergies.

POTTY BREAK: After snack is a great time to ask those who are potty trained if they need to use the bathroom, or change diapers of those who are not yet potty trained.

PLAY TIME: Finish the day with more playtime until it's time for dismissal.



MAKE IT STICK

5 Simple Ways You Can Make This Lesson Stick With your Kids

Talking with God Lesson 4

THIS WEEK'S LESSON: PRAY FOR OTHERS

Use these four common times in a preschooler's day to reinforce this week's lesson:



DRIVING:

Next time someone cuts you off in traffic, let your little one hear you pray for the other driver – for their safety and wisdom. Remind your kids that we can pray for everyone, even those people that might make us mad.



PLAYING:

Little ones are always bumping into things during playtime. Next time they run to you with a bumped elbow or stubbed toe, don't just kiss the booboo and make it better. Say a little prayer on their behalf – let them hear you pray for them.




EATING:

Remember those who do not have reliable access to food. Pray that God would provide for those who are hungry and hurting.




SNUGGLING:


Cuddle up with your little one and a family photo album. Tell your little one who each person is - "that's your cousin" - and take a moment to pray for them.




"Never stop praying."
- 1 Thessalonians 5:17 (NIV)



"Never stop praying."
- 1 Thessalonians 5:17 (NIV)



"Never stop praying."
- 1 Thessalonians 5:17 (NIV)



"Never stop praying."
- 1 Thessalonians 5:17 (NIV)