



LESSON SNAPSHOT

BOTTOM LINE:

I can ask God for help.

OBJECTIVE:

In this lesson kids will learn that they can ask God for help in every situation.

KEY PASSAGE:

Daniel 6:10-23, Daniel in the Den of Lions

MEMORY VERSE: *“Never stop praying.” 1 Thessalonians 5:17 (NirV)*

SUMMARY:

We can talk to God anytime we want. We have a special name for when we talk to God – prayer. Whenever we pray we can ask God to help us through difficult times.

SIMPLE PRAYER:

Dear Jesus,

Thank you for being there to help us.

Amen



MEMORY VERSE

"Never stop praying." 1 Thessalonians 5:17 (NirV)

LARGE GROUP MV ACTIVITY: Say the verse several times together. Start by saying it in a whisper, then a little less softly. Keep repeating it until you are shouting the verse together. Continue to use the hand motions from week 1.

SMALL GROUP MV ACTIVITY: Have kids repeat the verse, popcorn style. Point to kids randomly. Each time you point to a kid, he or she says the verse. (If a kid can't say the verse, say a gentle "that's okay" and move on to another kid.)



SKIT OR PUPPET SHOW

TITLE: Asking for Help

ITEMS NEEDED: Action figure

CHARACTER BREAKDOWN: 1M, 1F

CHARACTERS: Jim, Doris

Jim is looking at the ground, distressed. There is a toy on the ground. Doris enters.

DORIS: Hi, Jim.

JIM: Hi, Doris.

DORIS: What's wrong, Jim. You sound upset.

JIM: I am. I was playing with my action figure and I dropped it.

DORIS: Oh no. Did it break?

JIM: No, it just fell on the ground.

DORIS: It looks all right. So why are you upset?

JIM: I really wanted to play with it some more.

DORIS: So go ahead.

JIM: I can't. It's on the ground.

DORIS: Why don't you just bend down and pick it up?

JIM: I hurt my knee yesterday.

DORIS: I'm so sorry to hear that.

SKIT OR PUPPET SHOW

JIM: The doctor said it would be all right, but I'm not supposed to bend down for a couple of days. I sure wish I had my toy.

The two stand in silence looking at the toy.

JIM: Doris.

DORIS: Yes, Jim.

JIM: Could you . . . ?

DORIS: Yes, Jim.

JIM: . . . tell me what time it is?

Doris looks at her watch.

DORIS: It's 10:30.

JIM: Thanks. Doris, could you . . . ?

DORIS: Yes, Jim.

JIM: . . . have a nice day?

DORIS: I will. You too.

Doris starts to leave. Then she comes back.

DORIS: Jim.

JIM: Yes, Doris.

DORIS: Would you like me to pick up your toy for you?

JIM: Oh yes. Very much.

Doris picks up the toy and hands it to Jim.

DORIS: Why didn't you just ask me for help?

JIM: Isn't it bad to have to ask for help?

SKIT OR PUPPET SHOW

DORIS: Not at all. It's great. I love to help out a friend. You know who else loves it when you ask for help?

JIM: Who?

DORIS: God. He loves it when we talk to him.

JIM: You mean prayer?

DORIS: Exactly. We can ask him for anything. No matter what problem we have, we can ask him for help. God will help us whenever we are in trouble.

JIM: Wow. Doris, can you help me with one more thing?

DORIS: Sure. What is it Jim?

JIM: It's no fun playing with my action figure alone. Will you play with me?

DORIS: I'd be happy to help.

Doris and Jim exit, playing and laughing.



SNACKS

ITEMS NEEDED: Animal crackers

ADVANCED PREPARATION: Post a sign outside the preschool area that says: "Today's snack is animal crackers. Please let your child's teacher know if it is not ok for your child to have this snack."

CONNECTION: Remind your little ones of the ferocious lions in today's story. Ask them if they can find any lions or other ferocious animals in the crackers they have. Say to your little ones: "Of course we don't have to be afraid of these animals. We can just eat them. Daniel didn't have to be afraid of the lions because God heard his prayer for help. We can always pray to God for help."



CRAFT ACTIVITY

ITEMS NEEDED: Brown, red and orange crayons; white poster board; yarn; scissors

ADVANCED PREPARATION: Cut the poster board into 12" x 12" squares. With a black marker, draw a large circle inside the square. Inside of that, draw a smaller hole (*large enough for a little one's face to show through*).

DIRECTIONS: Show little ones a picture of a lion. Note the animal's majestic mane. Give the kids crayons to draw their own manes. Once they are done, have an adult help cut out the two circles and staple a length of yarn to the back to serve as the headband. Encourage the kids to wear their majestic lion manes.



HANDS-ON ACTIVITY

ITEMS NEEDED: A ring of plastic toy keys

ADVANCED PREPARATION: Take a picture of the keys. Hide the ring of keys somewhere in the room.

DIRECTIONS:

Say: "Oh no. I need help. Can you all help me find my keys?" Show kids a picture of the keys, so they know exactly what they are looking for.

Thank the little ones for their help and remind them that they can always ask God for help.

After the keys have been located, take turns having one child hide the keys and another kid searching for them. The other kids can give hints of "hot" and "cold."



MAIN LESSON

BOTTOM LINE: I can ask God for help.

OBJECTIVE: In this lesson kids will learn that they can ask God for help in every situation.

KEY PASSAGE: Daniel 6:10-23, Daniel in the Den of Lions

WORSHIP TIME:

Prior to the lesson, sing one or two songs with the kids. Use CDs or live lyrics of songs that the kids are familiar with.

LESSON:

Today's story comes to us from the Bible. (Hold up a Bible.) The Bible is God's Word to us, so we know that everything it says is true. (Open the Bible and set it down in front of you as you give the lesson.)

We can talk to God anytime we want. We have a special name for when we talk to God – prayer. Daniel was a man who loved talking to God. Three times a day, every day, he would sit in his house by the window and pray to God. He would thank God and he would pray for God's help.

One day, the king made a law that no one could pray to God. They could only pray to the king. Well Daniel went on praying to God – three times a day, every day, sitting in his house by the window. Praying for help.

Everyone could see Daniel praying. Daniel was arrested for breaking the law. The punishment for praying to God was to be thrown into the den of lions.

Daniel was thrown into the den with all of those hungry lions. They sealed up the hole so that Daniel couldn't escape. What a scary situation! But Daniel didn't lose hope. He prayed to God for help, and God answered his prayer. God closed the mouths of the lions so they would not eat Daniel.

The next day, the king opened the hole to the den of lions and there was Daniel without a scratch on him. The king realized that Daniel had prayed to God for help and God had answered him. The king believed in God that day.

MAIN LESSON

We can talk to God anytime we want. We have a special name for when we talk to God – prayer. Whenever we pray we can ask God to help us through difficult times.

(Suggested storytelling tool: Dig out the old flannelgraph figures and use them to reinforce the story you are telling.)

SIMPLE PRAYER:

Dear Jesus,

Thank you for being there to help us.

Amen



MAIN LESSON DISCUSSION QUESTIONS

WIGGLE TAMER: Play a few rounds of Duck Duck Goose.

SMALL GROUP MEMORY VERSE ACTIVITY: Have kids repeat the verse, popcorn style. Point to kids randomly. Each time you point to a kid, he or she says the verse. *(If a kid can't say the verse, say a gentle "that's okay" and move on to another kid.)*

DISCUSSION QUESTIONS:

What would Daniel do by his window 3 times every day?

What law did Daniel break?

What is it called when we talk to God?

What are some things that we can ask God to help us with?

SMALL GROUP GAME OR ACTIVITY: Have the little ones get down on all fours and give you their most ferocious lion. Remind them that they are mean and hungry lions. Now remind them that when Daniel was in the den of lions, God shut their mouths. Now when you say "shut" the lions have to close their mouths and sit quietly. When you say "open" they can go back to being their ferocious selves. Give the "shut" and "open" instructions several times, and recognize those little ones who are following the instructions well.



ONE PAGE LESSON FOR 1-2 YEAR OLDS

PLAY TIME: Spend the first 15 minutes on the floor playing with the kids. Cars, dolls, blocks, and simple puzzles are great for this time.

BIBLE TIME: Seat the kids in the place they will be having snack. Hold up a Bible or Illustrated Kids' Bible and say, "This is the Bible. God wrote the Bible. Everything in the Bible is true." Then allow each child to pat the Bible with his hand.

LESSON: Daniel prayed to God every day, three times a day. Daniel was thrown into a den of hungry lions and he prayed to God for help, and God saved him. When we talk to God we can pray for his help with anything.

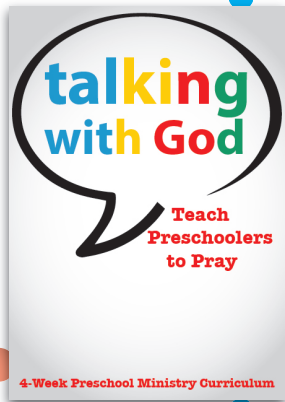
MAKE IT REAL: After the lesson say, "God loves you, and he wants you to love him too." Then point to each child and say, "God loves you (child's name)."

PRAYER TIME: Ask the children to fold their hands and bow their heads. Say, "Let's pray before our snack. Thank you God for our mommies and our daddies. Thank you for loving me. Thank you for this snack we get to eat. Amen."

SNACK TIME: Wash each child's hand with a wet wipe and then serve the snack. At this age crackers or goldfish with water are generally best, but you always want to be mindful of any food allergies.

POTTY BREAK: After snack is a great time to ask those who are potty trained if they need to use the bathroom, or change diapers of those who are not yet potty trained.

PLAY TIME: Finish the day with more playtime until it's time for dismissal.



MAKE IT STICK

5 Simple Ways You Can Make This Lesson Stick With your Kids

Talking with God Lesson 2

THIS WEEK'S LESSON: ASK FOR HELP

Use these four common times in a preschooler's day to reinforce this week's lesson:



DRIVING:

On your drive, tell your little ones about a time when you asked God for help and he answered your prayer.



PLAYING:

Recreate the story of Daniel and the Den of Lions at some point this week. Take turns with one of you playing Daniel and one of you playing the ferocious lion who was silenced.




EATING:

During your mealtime prayer, don't just thank God for the food, but thank him for helping you and your family through every difficult situation you face.




SNUGGLING:


As you comfort your little ones this week, remind them that you are always there. Let them know that God is always there for them too, and they can always ask him for help.




"Never stop praying."
- 1 Thessalonians 5:17 (NIV)



"Never stop praying."
- 1 Thessalonians 5:17 (NIV)



"Never stop praying."
- 1 Thessalonians 5:17 (NIV)



"Never stop praying."
- 1 Thessalonians 5:17 (NIV)