

3yrs - 5th grade

calvary
kids

One Year,
One Story!

Kids (monthly) Read & Pray

Teaching kids and parents how to read and pray together.

Scan QR Code
for parent directions.



calvary
church
colorado

The book of
Genesis
PART 1

week 1

God created Adam and Eve.

Main Point:
God created us for a reason.

Scripture to Read:
Genesis 1 - 2:24

What to Pray:
God, help me to see the reason You created me, and what You have for me today.

week 2

Adam and Eve are given a choice to stay close with God.

Main Point:
God lets us choose between good and evil.

Scripture to Read:
Genesis 3

What to Pray:
God, help me to choose to follow You and do good not evil.

week 3

God tells Noah to build an ark.

Main Point:
God gives us do-overs.

Scripture to Read:
Genesis 6:1-7
Genesis 7:1-24
Genesis 8:6-22
Genesis 9:1-16

What to Pray:
God, forgive me for the wrong things I have done. Change my heart so I want to do the things You ask.

week 4

God promises Abraham a son.

Main Point:
God keeps His promises to us.

Scripture to Read:
Genesis 15

What to Pray:
God, help me to trust You and know that You are working, even when things are hard.

3yrs - 5th grade

calvary
kids

One Year,
One Story!

Kids (monthly) Read & Pray

Teaching kids and parents how to read and pray together.

Scan QR Code
for parent directions.



calvary
church
colorado

The book of Genesis PART 2

week 5

God promises Sarah a son.

Main Point:
God brings us laughter.

Scripture to Read:
Genesis 18:1-15
Genesis 21:1-6

What to Pray:
God, help me to see the blessings
that you give.

week 6

God brings Jacob and Esau
back together.

Main Point:
God helps us make
things right.

Scripture to Read:
Genesis 27, 32 - 33

What to Pray:
God, give me the humility to apologize,
ask forgiveness, and make things
right - even when it's hard.

week 7

God has a plan for Joseph.

Main Point:
God has a big picture
through ups and downs.

Scripture to Read:
Genesis 37
Genesis 39:19-40:8
Genesis 41:1-16, 37-40
Genesis 42:1-15
Genesis 45:1-20

What to Pray:
God, help me to trust You and know that
You are working, even when things are hard.

calvary
church
colorado

calvary
kids

One Year,
One Story!

1
2
3
4
5
6

I did it!

Receive a punch
each time you
complete
the reading!



“If you belong to Christ, then you have become the true children of Abraham. What God promised to him is now yours.”

Galatians 3:29 NIV

Favorite verses:

Child's Name:

Service:

Age/Grade:

Parent Email:



Genesis

Major Themes: beginnings, making mistakes

calvary
church
colorado



Scan QR Code
for parent directions.

Dear Adults,

We are reading... _____

Use the sheet with your child to study the passage in Genesis this week. You each have a part to do.
Pass it back and forth.

Stuck? You can always ask your child:

Where did you "read" about beginnings or major mistakes?

Where did you "see" beginnings or major mistakes?

**Bring this back to church and show your teacher it's done!
Receive a punch on your bookmark towards a prize.**

Adult:

Write a note to your child about what your hopes are for this time.

Child:

Draw a picture of you and your adult reading the Bible together. How does it make you feel?

PRESCHOOL Day 1

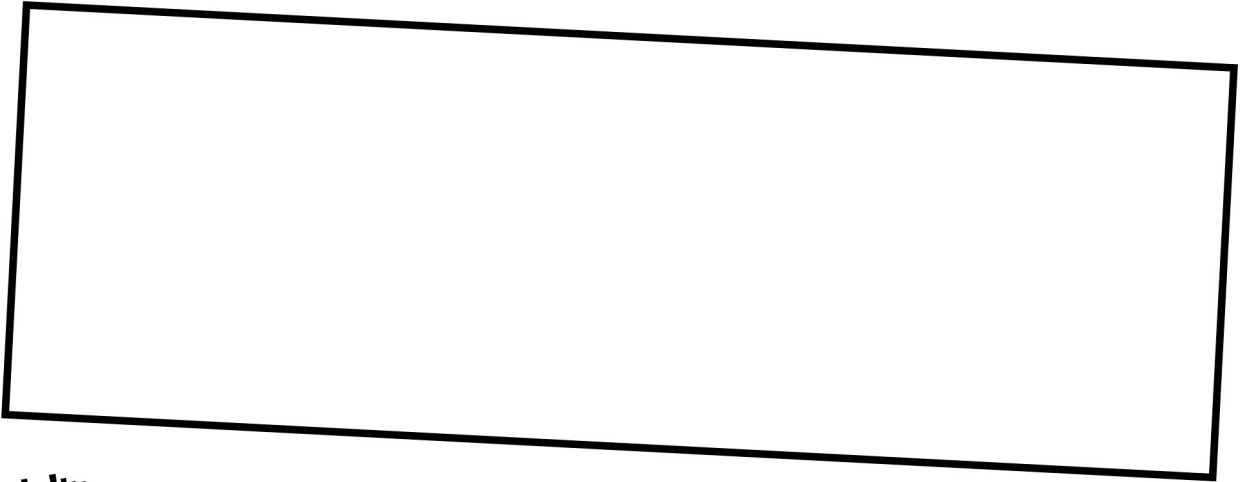
Adult:

Read the story to your child. Read it in a storybook Bible that has pictures.

Ask: Who is the story mostly about?


Child:

While your adult reads, you are going to listen and stop them when they read the part that matches the picture on the page. At the end, draw your own picture of the story.



Adult:

Draw your own picture that wasn't included, but should have been.



Child:

Find the part of the story where your adult's illustration should go.

PRESCHOOL Day 2

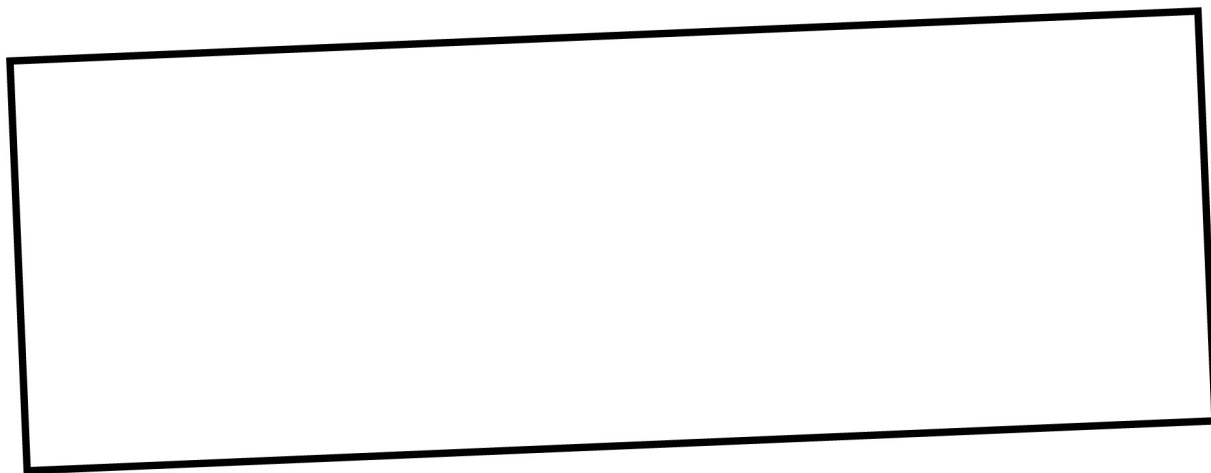
Adult:

Reread the story aloud in a storybook Bible.

Ask: Who is the story mostly about?


Child:

While your adult reads, make a face. Pretend to be one of the people in the story and make a face for how they are feeling! Draw a picture of the story.



Adult:

Draw your own picture of the person's face during one part of the story.



Child:

Find the part of the story where your adult's face should go.

PRESCHOOL Day 3

Adult:

Have your child draw the picture first! Then reread the story.

Child:

Do you remember what happens? Before you read the story, draw a picture of what you remember.



Adult:

Write a note to your child about your time together. Then read it to your child.



Genesis

Major Themes: beginnings, making mistakes

calvary
church
colorado



Scan QR Code
for parent directions.

We are reading... _____

Dear Adults,

Use the sheet with your child to study the passage in Genesis this week. You each have a part to do.
Pass it back and forth.

Stuck? You can always ask your child:

Where did you "read" about beginnings or major mistakes?

Where did you "see" beginnings or major mistakes?

**Bring this back to church and show your teacher it's done!
Receive a punch in your bookmark towards a prize.**

Adult:

Write a note to your child about what your hopes are for this time.

Child:

Draw a picture of you and your adult reading the Bible together. How does it make you feel?

KINDI - 1st

Day 1


Adult:

Read the story to your child. Read it in a storybook Bible that has pictures.

Ask: What lesson did the person learn?

Child:

Draw what you think the person looks like.



Adult:

Add a few details specifically from verses to your child's drawing.

Share:

What did your adult add? Why did they add that?

KINDI - 1st Day 2

Adult:

Reread the passage.

Ask: What lessons did the person learn?

Child:

While your adult reads, make a face. Pretend to be one of the people in the story and make a face for how they are feeling! Draw a picture of what happened.

Before	Middle	After

Adult:

Draw what happened.

Before	Middle	After

Child:

How is your adult's drawing different than yours? Find where that happened in the story.


Adult:

Reread the passage with your child.

Ask: What lesson did the person learn?

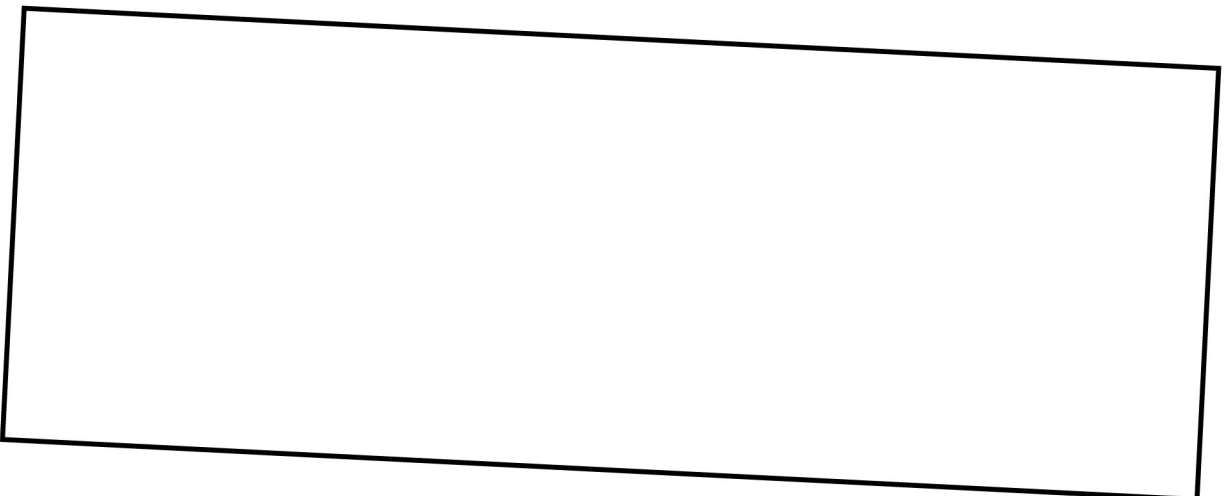
Child:

Do you remember what happens? Draw a picture of you learning the same lesson.



Adult:

Draw the lesson and pray for your child about this.



2ND - 3RD


calvary
kids

One Year,
One Story!

Genesis

Major Themes: beginnings, making mistakes

calvary
church
colorado



Scan QR Code
for parent directions.

We are reading... _____

Dear Adults,

Use the sheet with your child to study the passage in Genesis this week. You each have a part to do.
Pass it back and forth.

Stuck? You can always ask your child:

Where did you "read" about beginnings or major mistakes?

Where did you "see" beginnings or major mistakes?

**Bring this back to church and show your teacher it's done!
Receive a punch in your bookmark towards a prize.**

Adult:

Write a note to your child about what your hopes are for this time.

Child:

Draw a picture of you and your adult reading the Bible together. How does it make you feel?

2ND - 3RD

Day 1

Adult:

Read with your child. If you have a New Life Version (NLV), they can even help you read!

Ask: How is the person responding?

Child:

Write or draw what happened.

Before	Middle	After

Adult:

Add a few details specifically from verses to the chart above (use a different color).

Child:

Look at the details your adult added. Go find the verse these details came from. Label the chart with those verses.

2ND - 3RD

Day 2

Adult:

Reread the passage.

Ask: How is the person responding?

Child:

Write or draw how the person responded to challenges in the story.

Before	Middle	After

Adult:

Record what you saw of how the person responded to the challenges. Go find the verses for what your child wrote. Add the verses next to what they wrote.

Child:

Go find the verses for what your adult wrote and add the verses next to what they wrote.

Adult/ Child:

Together reread the passage.
Discuss: What lesson did this person learn?

Child:

Write or Draw: What lesson did the person learn this week? How did they respond when things were hard?
Was that response helpful?

Adult:

What lesson did the person learn this week? How did they respond when things were hard?
Was that response helpful?



Genesis

Major Themes: beginnings, making mistakes

calvary
church
colorado



Scan QR Code
for parent directions.

Dear Adults,

We are reading... _____

Use the sheet with your child to study the passage in Genesis this week. You each have a part to do.
Pass it back and forth.

Stuck? You can always ask your child:

Where did you "read" about beginnings or major mistakes?

Where did you "see" beginnings or major mistakes?

**Bring this back to church and show your teacher it's done!
Receive a punch in your bookmark towards a prize.**

Adult:

Write a note to your child about what your hopes are for this time.

Child:

Draw a picture of you and your adult reading the Bible together. How does it make you feel?

4TH - 5TH

Day 1

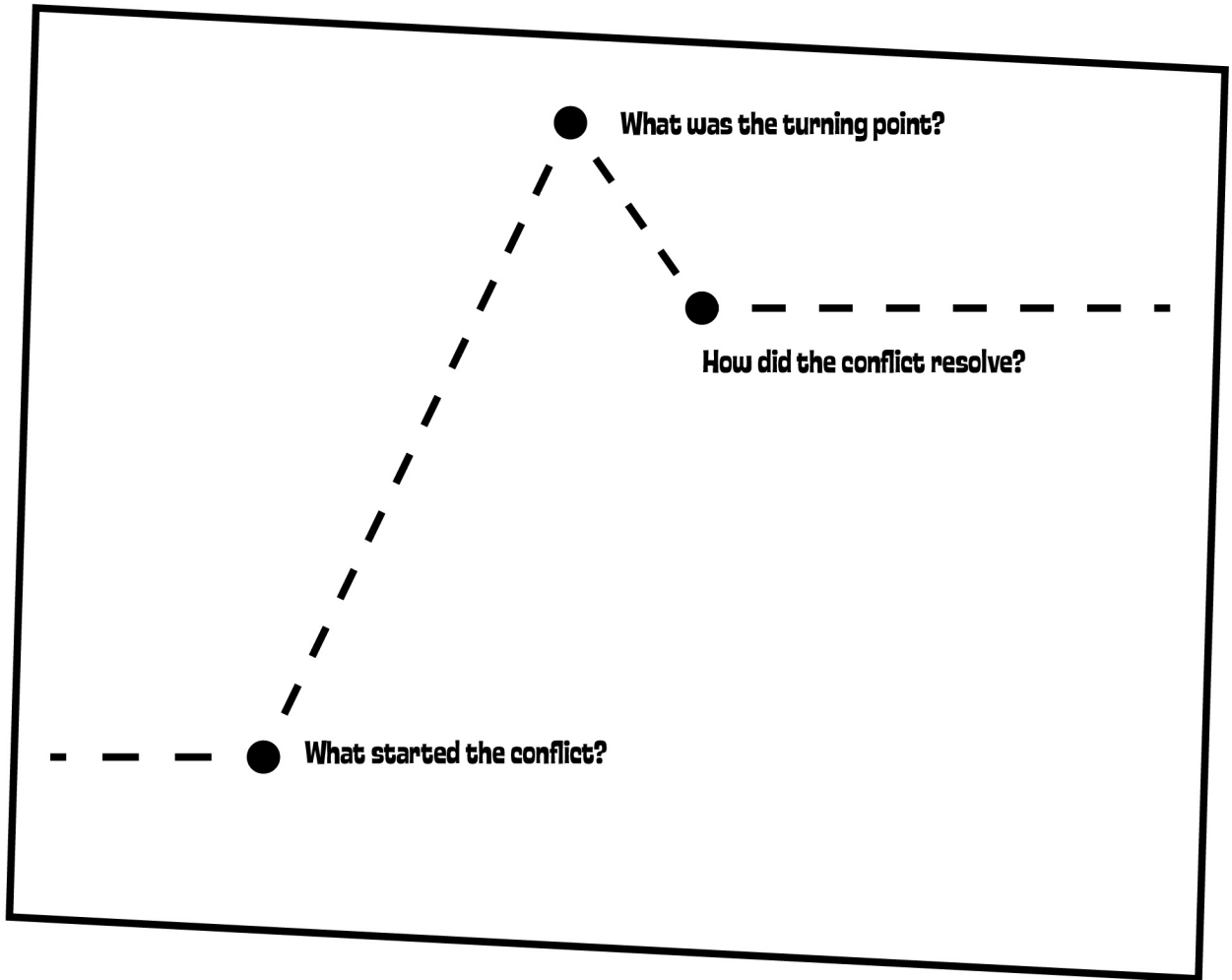
Adult/Child:

Read the passage.

Ask: How is the person changing? How are they making things easier or harder?

Child:

Fill out the plot map. Include the verses where you found your information.



Adult:

Add anything your child is missing. Include the verse references.

Adult:

Reread the passage. Make a list of all the external conflicts the person experiences.
Include the verse references.

Conflict:

Conflict:

Conflict:

Child:

Reread the passage on your own. Look at the list your adult made of conflicts in the story.
Add anything your adult missed. Include the verse references.

4TH - 5TH

Day 3

Adult/Child:

Discuss: How is the person changing? How are they making things better or worse?

Child:

Look at the list of conflicts on the last page. For each piece of conflict, find what internal conflicts that person might be dealing with - think character traits!

Adult:

Read what your child wrote. What do you think? Add your own thoughts with verse references.
