

Preschool

calvary
kids

One Year,
One Story!

Exodus

Major Themes: God's deliverance (rescue) and "way out."

calvary
church
colorado



Scan QR Code
for parent directions.

We are reading... _____

Dear Adults,

Use the sheet with your child to study the passage in Exodus this week. Each of you has a part to complete. Pass it back and forth.

Stuck? You can always ask your child:

Where did you "read" about beginnings or major mistakes?

Where did you "see" beginnings or major mistakes?

Bring this back to church and show your teacher it's done!
Receive a punch on your bookmark towards a prize.

Adult:

Write a note to your child about what your hopes are for this time.

Child:

Draw a picture of you and your adult reading the Bible together. How does it make you feel?

A large, empty rectangular box with a thick black border, intended for a child to draw a picture of themselves and an adult reading the Bible together.

Day 1

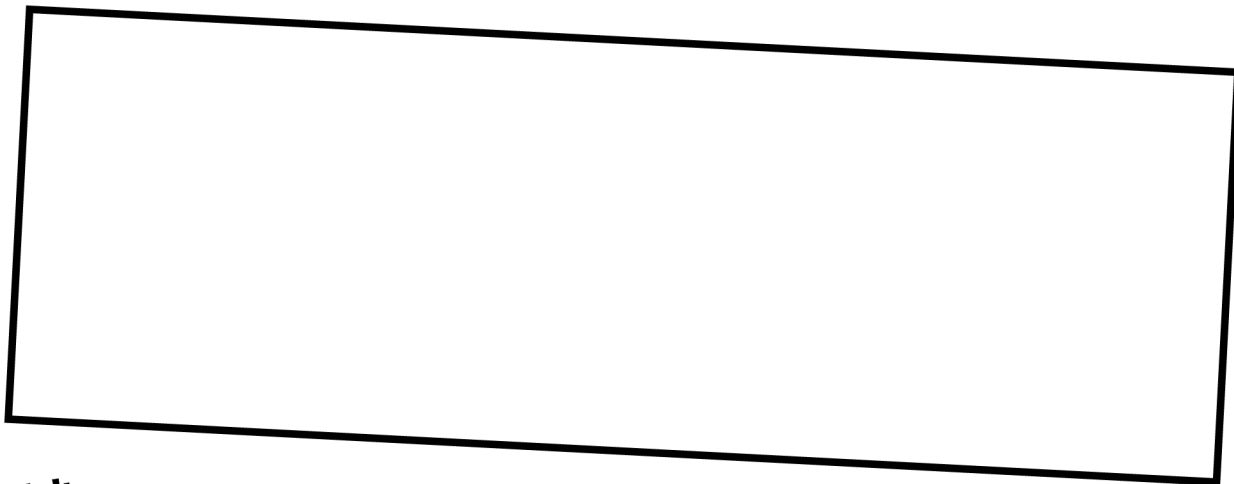
Adult:

Read the story to your child. Read it in a storybook Bible that has pictures.


Ask: Who is the story mostly about?

Child:

While your adult reads, you are going to listen and stop them when they read the part that matches the picture on the page. At the end, draw your own picture of the story.

**Adult:**

Draw your own picture that wasn't included, but should have been.

**Child:**

Find the part of the story where your adult's illustration should go.

PRESCHOOL Day 2


Adult:

Reread the story aloud in a storybook Bible.

Ask: Who is the story mostly about?


Child:

While your adult reads, make a face. Pretend to be one of the people in the story and make a face for how they are feeling! Draw a picture of the story.



Adult:

Draw your own picture of the person's face during one part of the story.



Child:

Find the part of the story where your adult's face should go.


PRESCHOOL Day 3

Adult:

Have your child draw the picture first! Then reread the story.

Child:

Do you remember what happens? Before you read the story, draw a picture of what you remember.



Adult:

Write a note to your child about your time together. Then read it to your child.

Kindi - 1st


calvary
kids

One Year,
One Story!

Exodus

Major Themes: God's deliverance (rescue) and "way out."

calvary
church
colorado



Scan QR Code
for parent directions.

We are reading... _____

Dear Adults,

Use the sheet with your child to study the passage in Exodus this week. Each of you has a part to complete. Pass it back and forth.

Stuck? You can always ask your child:

Where did you "read" about beginnings or major mistakes?

Where did you "see" beginnings or major mistakes?

**Bring this back to church and show your teacher it's done!
Receive a punch in your bookmark towards a prize.**

Adult:

Write a note to your child about what your hopes are for this time.

Child:

Draw a picture of you and your adult reading the Bible together. How does it make you feel?

KINDI - 1ST

Day 1


Adult:

Read the story to your child. Read it in a storybook Bible that has pictures.

Ask: What lesson did the person learn?

Child:

Draw what you think the person looks like.



Adult:

Add a few details specifically from verses to your child's drawing.

Share:

What did your adult add? Why did they add that?

KINDI - 1st Day 2

Adult:

Reread the passage.

Ask: What lessons did the person learn?

Child:

While your adult reads, make a face. Pretend to be one of the people in the story and make a face for how they are feeling! Draw a picture of what happened.

Before	Middle	After

Adult:

Draw what happened.

Before	Middle	After

Child:

How is your adult's drawing different than yours? Find where that happened in the story.

3yrs - 5th grade

calvary
kids

One Year,
One Story!

Kids (monthly) Read & Pray

Teaching kids and parents how to read and pray together.

Scan QR Code
for parent directions.



calvary
church
colorado

The book of
Exodus

week 1

God sends Miriam to protect Moses.

Main Point:

God takes care of us through others.

Scripture to Read:
Exodus 2:1-10

What to Pray:

God, help me to see when You are taking care of me by sending people.

week 2

God rescues the Israelites.

Main Point:

God wants what's best for us.

Scripture to Read:
Exodus 12:1-42
Exodus 14:5-31

What to Pray:

God, help me to trust that You know what's right for me and that You have the power to take care of what I need.

week 3

God gives Moses the Ten Commandments.

Main Point:

God doesn't want us to get hurt.

Scripture to Read:
Exodus 20:1-21

What to Pray:

God, change my heart to see that what You have decided is sin, is not because You want rules, but because You want to take care of me.

week 4

God sees Aaron make a golden calf.

Main Point:

God loves us even when we go along with the crowd.

Scripture to Read:
Exodus 32:1-29

What to Pray:

God, help me to see when I am making decisions because I just want to be like someone else.

3yrs - 5th grade

calvary
kids

One Year,
One Story!

Kids (monthly) Read & Pray

Teaching kids and parents how to read and pray together.

Scan QR Code
for parent directions.



calvary
church
colorado

The book of

Numbers

week 5

God gives Caleb courage.

Main Point:
God is bigger than our fears.

Scripture to Read:
Numbers 13:1-14:9

What to Pray:
God, help me to trust You when I am afraid.

week 6

God makes Balaam's donkey talk.

Main Point:
God wants to get our attention.

Scripture to Read:
Numbers 22:21-41

What to Pray:
God, help me notice when You are trying to get my attention.

**One Year,
One Story!**

Exodus / Numbers

I did it!

Receive a punch
each time you
complete
the reading!



The Lord will fight
for you.
All you have to do is
keep still.

Exodus 14:14 NIV

Favorite verses:

Child's Name:

Service:

Age/Grade:

Parent Email:


KINDI - 1ST Day 3

Adult:

Reread the passage with your child.
Ask: What lesson did the person learn?

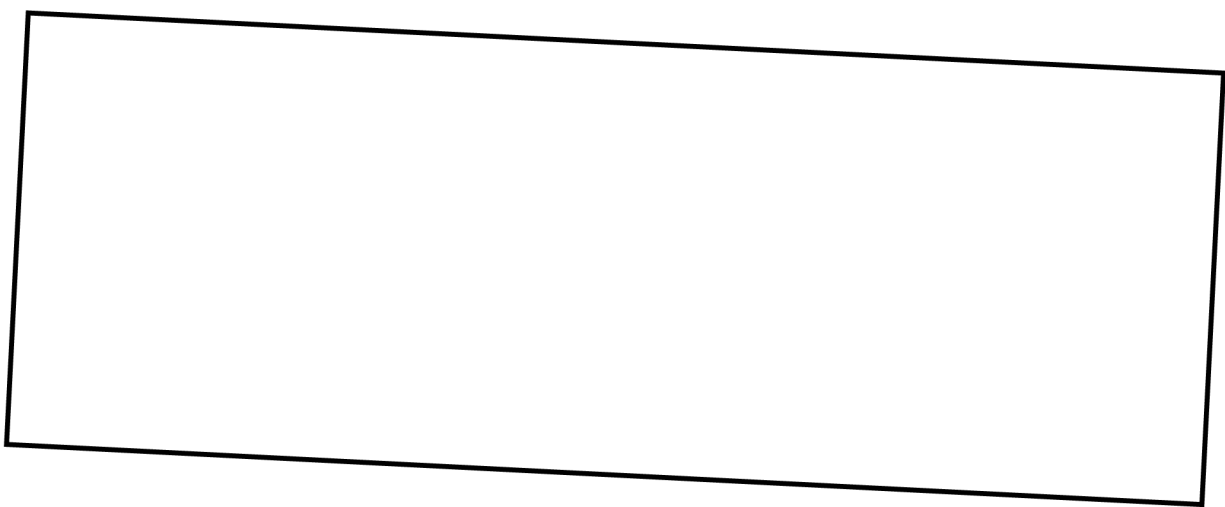
Child:

Do you remember what happens? Draw a picture of you learning the same lesson.



Adult:

Draw the lesson and pray for your child about this.



2ND - 3RD


calvary
kids

One Year,
One Story!

Exodus

Major Themes: God's deliverance (rescue) and "way out."

calvary
church
colorado



Scan QR Code
for parent directions.

We are reading... _____

Dear Adults,

Use the sheet with your child to study the passage in Exodus this week. Each of you has a part to complete. Pass it back and forth.

Stuck? You can always ask your child:

Where did you "read" about beginnings or major mistakes?

Where did you "see" beginnings or major mistakes?

**Bring this back to church and show your teacher it's done!
Receive a punch in your bookmark towards a prize.**

Adult:

Write a note to your child about what your hopes are for this time.

Child:

Draw a picture of you and your adult reading the Bible together. How does it make you feel?

2ND - 3RD

Day 1

Adult:

Read with your child. If you have a New Life Version (NLV), they can even help you read!

Ask: How is the person responding?

Child:

Write or draw what happened.

Before	Middle	After

Adult:

Add a few details specifically from verses to the chart above (use a different color).

Child:

Look at the details your adult added. Go find the verse these details came from. Label the chart with those verses.

2ND - 3RD Day 2

Adult:

Reread the passage.

Ask: How is the person responding?

Child:

Write or draw how the person responded to challenges in the story.

Before	Middle	After

Adult:

Record what you saw of how the person responded to the challenges. Go find the verses for what your child wrote. Add the verses next to what they wrote.

Child:

Go find the verses for what your adult wrote and add the verses next to what they wrote.

2ND - 3RD Day 3

Adult/ Child:

Together reread the passage.
Discuss: What lesson did this person learn?

Child:

Write or Draw: What lesson did the person learn this week? How did they respond when things were hard?
Was that response helpful?



Adult:

What lesson did the person learn this week? How did they respond when things were hard?
Was that response helpful?

4TH - 5TH


calvary
kids

One Year,
One Story!

Exodus

Major Themes: God's deliverance (rescue) and "way out."

calvary
church
colorado



Scan QR Code
for parent directions.

We are reading... _____

Dear Adults,

Use the sheet with your child to study the passage in Exodus this week. Each of you has a part to complete.
Pass it back and forth.

Stuck? You can always ask your child:

Where did you "read" about beginnings or major mistakes?

Where did you "see" beginnings or major mistakes?

**Bring this back to church and show your teacher it's done!
Receive a punch in your bookmark towards a prize.**

Adult:

Write a note to your child about what your hopes are for this time.

Child:

Draw a picture of you and your adult reading the Bible together. How does it make you feel?

A large, empty rectangular box with a black border, intended for a child to draw a picture of themselves and an adult reading the Bible together.

4TH - 5TH

Day 1

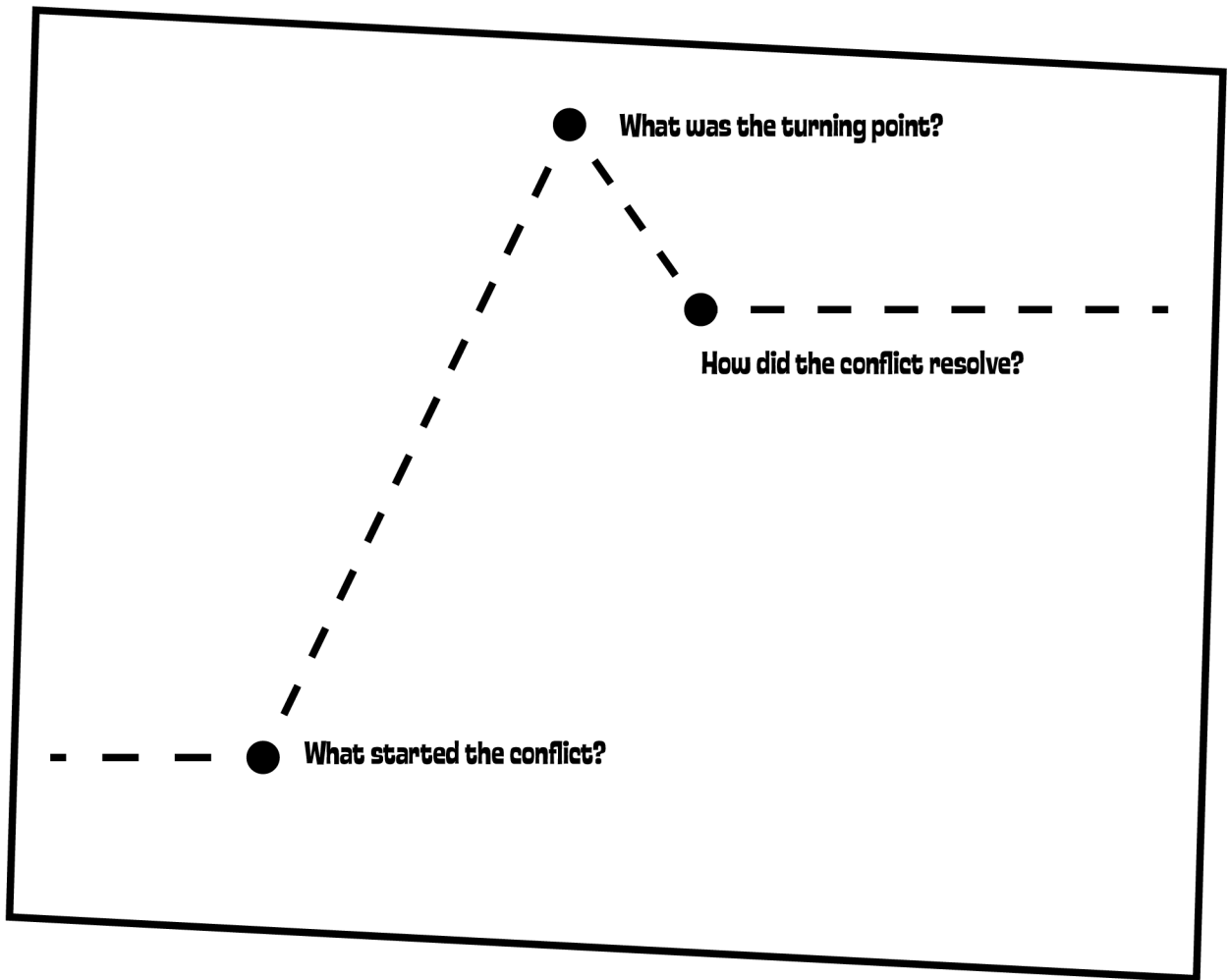
Adult/Child:

Read the passage.

Ask: How is the person changing? How are they making things easier or harder?

Child:

Fill out the plot map. Include the verses where you found your information.



Adult:

Add anything your child is missing. Include the verse references.

4TH - 5TH Day 2

Adult:

Reread the passage. Make a list of all the external conflicts the person experiences. Include the verse references.

Conflict:

Conflict:

Conflict:

Child:

Reread the passage on your own. Look at the list your adult made of conflicts in the story. Add anything your adult missed. Include the verse references.

4TH - 5TH Day 3

Adult/Child:

Discuss: How is the person changing? How are they making things better or worse?

Child:

Look at the list of conflicts on the last page. For each piece of conflict, find what internal conflicts that person might be dealing with - think character traits!

Adult:

Read what your child wrote. What do you think? Add your own thoughts with verse references.

3yrs - 5th grade

calvary
kids

One Year,
One Story!

Kids (monthly) Read & Pray

Teaching kids and parents how to read and pray together.

Scan QR Code
for parent directions.



calvary
church
colorado

The book of
Exodus

week 1

God sends Miriam to protect Moses.

Main Point:

God takes care of us through others.

Scripture to Read:
Exodus 2:1-10

What to Pray:

God, help me to see when You are taking care of me by sending people.

week 2

God rescues the Israelites.

Main Point:

God wants what's best for us.

Scripture to Read:
Exodus 12:1-42
Exodus 14:5-31

What to Pray:

God, help me to trust that You know what's right for me and that You have the power to take care of what I need.

week 3

God gives Moses the Ten Commandments.

Main Point:

God doesn't want us to get hurt.

Scripture to Read:
Exodus 20:1-21

What to Pray:

God, change my heart to see that what You have decided is sin, is not because You want rules, but because You want to take care of me.

week 4

God sees Aaron make a golden calf.

Main Point:

God loves us even when we go along with the crowd.

Scripture to Read:
Exodus 32:1-29

What to Pray:

God, help me to see when I am making decisions because I just want to be like someone else.

3yrs - 5th grade

calvary
kids

One Year,
One Story!

Kids (monthly) Read & Pray

Teaching kids and parents how to read and pray together.

Scan QR Code
for parent directions.



calvary
church
colorado

The book of

Numbers

week 5

God gives Caleb courage.

Main Point:
God is bigger than our fears.

Scripture to Read:
Numbers 13:1-14:9

What to Pray:
God, help me to trust You when I am afraid.

week 6

God makes Balaam's
donkey talk.

Main Point:
God wants to get our
attention.

Scripture to Read:
Numbers 22:21-41

What to Pray:
God, help me notice when You are trying to
get my attention.

**One Year,
One Story!**

Exodus / Numbers



I did it!

Receive a punch
each time you
complete
the reading!



The Lord will fight
for you.
All you have to do is
keep still.

Exodus 14:14 NIV

Favorite verses:

Child's Name:

Service:

Age/Grade:

Parent Email:
