




What to Do:
Print on cardstock and cut.
One set for each Small Group. Page 1 of 4

"People Pictures" Activity Page
February 2026, Week 2, Small Group 2-3
© 2025 Amazing Life Foundation, Inc. All rights reserved.




What to Do:
Print on cardstock and cut.
One set for each Small Group. Page 2 of 4

"People Pictures" Activity Page
February 2026, Week 2, Small Group 2-3
© 2025 Amazing Life Foundation, Inc. All rights reserved.



What to Do:
Print on cardstock and cut.
One set for each Small Group. Page 3 of 4





"People Pictures" Activity Page
February 2026, Week 2, Small Group 2-3
© 2025 Amazing Life Foundation, Inc. All rights reserved.




Insert a picture of your
Small Group Leader or
Youth Minister here.



Insert a picture of your
Small Group Leader or
Youth Minister here.




What to Do:
Print on cardstock and cut.
Two sets for each Small Group.



SUBSCRIBE




SUBSCRIBE



What to Do:
Print on cardstock and cut.
One set for every kid.

"Like and Subscribe" Activity Page
February 2026, Week 2, Small Group 2-3
© 2025 Amazing Life Foundation, Inc. All rights reserved.



What to Do:
Print on cardstock and cut.
One for every kid.