

B U I L D

---

P R A Y

---

W O R K

---

G A T E S

---

W A L L

---

T E A M

---

**What to Do:**  
Print on paper and cut apart, three sets for each Small Group

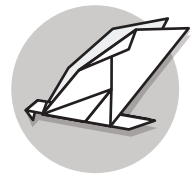
**"Puzzle Cards" Activity Page**  
November 2025, Week 5, Small Group Preteen  
© 2025 Amazing Life Foundation, Inc. All rights reserved.



**What to Do:**  
Print on paper, one for every kid.

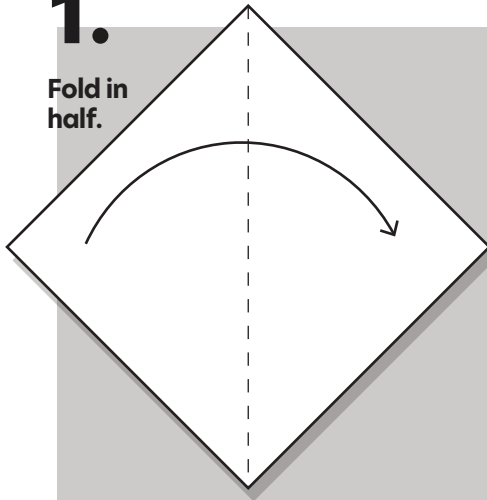
**"Origami Eagle" Activity Page**  
November 2025, Week 5, Small Group Preteen  
© 2025 Amazing Life Foundation, Inc. All rights reserved.

# LET'S MAKE AN EAGLE!



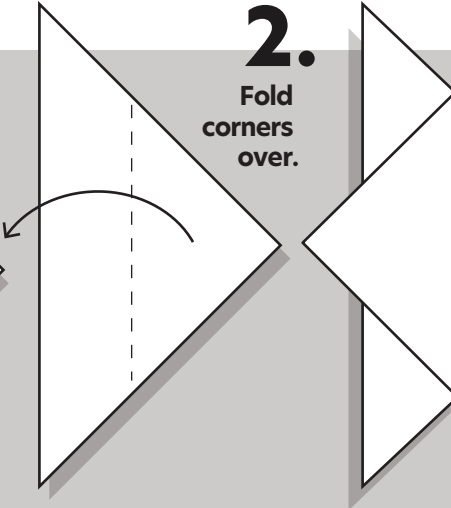
**1.**

Fold in half.



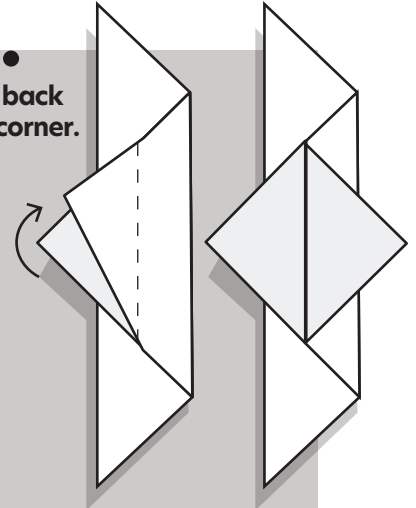
**2.**

Fold corners over.



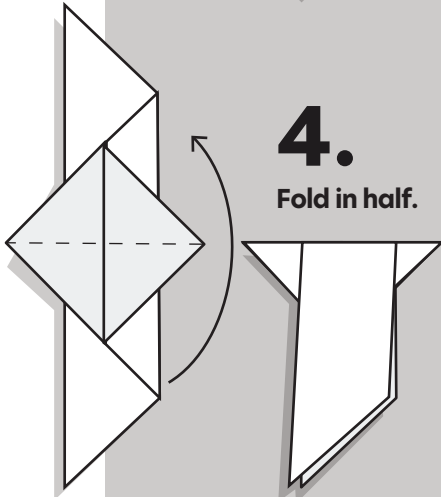
**3.**

Fold back one corner.



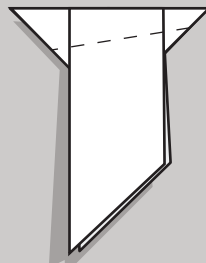
**4.**

Fold in half.



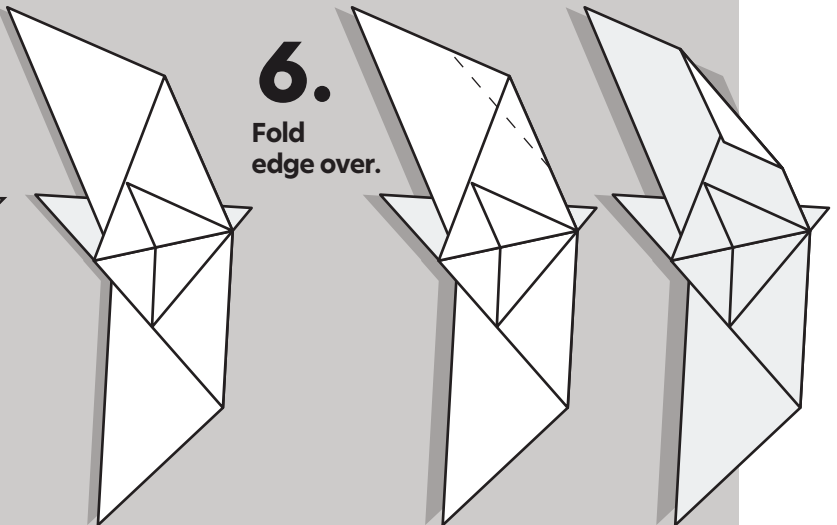
**5.**

Fold back one wing.



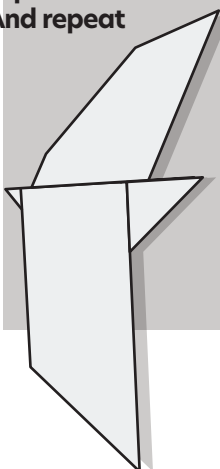
**6.**

Fold edge over.




**7.**

Flip over. And repeat




**8.**

Fold back one wing.



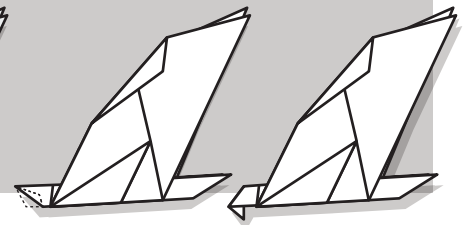
**9.**

Fold edge over.



**10.**

Push corner in to create the beak.



**What to Do:**  
Print on paper, two for each Small Group.

**"Origami Eagle Steps" Activity Page**  
November 2025, Week 5, Small Group Preteen  
© 2025 Amazing Life Foundation, Inc. All rights reserved.