

K-5 | W2

Small Group (15 minutes)

Social: Providing Time for Fun Interaction

Opening Activity

Large Group (35 minutes)

Story: Communicating God's Truth in Engaging Ways

Worship: Inviting People to Respond to God

Opener

Worship

Bible Story (sections about God's Big Story are listed as optional)

Prayer

Small Group (25 minutes)

Groups: Creating a Safe Place to Connect

Bible Story Review

Application Activity

Memory Verse Activity


Prayer Activity

Home: Prompting Action Beyond the Experience

Parent Cue Card (Print or Email)

Devotionals for Kids

Parent Cue App



Bible Story

The Most Important Commandment • *Matthew 22:34-40*

Bottom Line

Love God. Love others.

Monthly Memory Verse

"I give you a new command. Love one another. You must love one another, just as I have loved you." • John 13:34 NIV


5 min

Large Group Opener

5 min

OPENER

What You Need

 Premade paper conversation hearts

2

HOST: "Hey, everyone! I'm so happy you came today!"

"This month we're doing a theme called 'Like and Subscribe.' Because when you find something online that you think is awesome and you just want to share it, you 'like' it and you 'subscribe' so you don't miss a single episode. This month, we're learning about God's great love—you want to tune in to that and share it with others too!"

"So all month long, we're talking about something really special—love!"

"Now, when I say love, I don't just mean hearts and hugs, I mean the kind of love that changes the world! It's the kind of love that Jesus talked about when He said the two most important things we can ever do are to love God and love others."

"That's our Bottom Line today: **[Bottom Line] Love God. Love others.**"

"And to help us remember that, we're going to play a game called ... 'Share the Love!'"

SLIDE: Share the Love! Title

"Here's how it works: I'll have a group of 10 kids stand in one big circle, and spread out so everyone can see each other."

"In this game, we have two big hearts. (*Show the hearts.*)"

"This one says 'LOVE GOD.'"

And this one says 'LOVE OTHERS.'"

"When the music starts, we're going to pass these hearts around the circle, only using our elbows! Got it? No hands!"

"When the music stops, whoever is holding a heart will tell us one way they can show love!"

"If you have the 'LOVE GOD' heart, you'll tell us one way you love God."

"If you have the 'LOVE OTHERS' heart, you'll tell us one way you can show God's love to someone else."

"Easy enough, right?"

13 min

Worship

"If you want to play, raise your hand!"

Choose 10 kids from the kids who have their hands raised. Instruct the kids to come up to the front and form a circle. (If you have a larger group of kids, feel free to choose more kid volunteers—like 15!) Once the kids are in a circle, have the two hearts placed opposite of each other in the circle.

HOST: "All right! Let's share the love! Music, please!"

AUDIO: Upbeat music

"Keep those hearts moving! Don't drop them, love never stops!"

Stop the music randomly.

"Freeze! If you're holding a heart, lift it high!"

"Let's start with our 'LOVE GOD' heart. What is one way you love God?"

Pause as the kid answers. (Could be something like: "Pray." "Sing." "Obey.")

"Awesome! Now, who has the 'LOVE OTHERS' heart? How can you show God's love to someone else?"

Pause as the kid answers. (Could be something like: "Help my mom" or "Be kind to my friends.") Praise their response.

"Perfect! That's what sharing love looks like. Let's go again!"

Play multiple rounds if time allows.

SLIDE: Bottom Line

"You all did such an awesome job keeping those hearts moving! Did you see how the hearts traveled around the circle? That's what love does—it keeps going! When we love God and love others, we're showing the world what God is like. Love is powerful because it connects all of us, just like this circle.

"So remember: **[Bottom Line] Love God. Love others.**

"And keep sharing the love of God everywhere you go!"

Note: We've suggested worship songs below from Amazing Kids Worship and Orange Kids Music. We've created these songs to be developmentally appropriate for elementary and preteen kids, incorporating simple, direct language, fun dance movements, and upbeat, current arrangements.

We've chosen these specific songs that amplify our teaching content for this month. We recommend that you use these songs as scripted

3 min

OPTION 1 (Amazing Music)**What You Need**

No supplies needed

3 min

OPTION 2 (Orange Kids Music)**What You Need**

No supplies needed

below, or combined with other popular worship songs that your kids know and love. Be sure to share the links to these songs with parents so they can stream them at home or in the car! Songs can be purchased at store.thinkorange.com or for free with APlay.

WORSHIP LEADER: "Hello, everyone! Everyone, go ahead and stand up to your feet! One of my favorite parts of the week is getting to worship God with you all!

"One way of showing our love to God is by worshipping Him! And it's not just with our voices, but with our whole hearts. And the cool thing is, when we worship, it reminds us how much God loves us too.

"Let's start by singing about that kind of love, a love that's so big, we *can't contain it!* God's love fills us up so much that we just *can't keep it to ourselves!*"

SONG: "Need Your Love" Dance Motion, Lyric or Instrumental Lyric Videos are available for free with Amazing Music on APlay until January 1, 2026.

"You all sounded amazing! That song reminds us that God's love is powerful, and when we really know Him, that love starts to overflow out of us, into our families, our friends, and everyone we meet.

"Our next song tells Jesus how much we love Him, and then we're going to sing about how much He loves us!

SONG: "Jesus We Love You" Dance Motion, Lyric or Instrumental Lyric Videos are available for free with Amazing Music on APlay until January 1, 2026.

SONG: "How He Loves" Dance Motion, Lyric or Instrumental Lyric Videos are available for free with Amazing Music on APlay until January 1, 2026.

WORSHIP LEADER: "Hello, everyone! Everyone, go ahead and stand up to your feet! One of my favorite parts of the week is getting to worship God with you all!

"One way of showing our love to God is by worshipping Him! And it's not just with our voices, but with our whole hearts. And the cool thing is, when we worship, it reminds us how much God loves us too.

"Let's start by singing about that kind of love, a love that's so big, we *can't contain it!* God's love fills us up so much that we just *can't keep it to ourselves!*"

SONG: "Can't Contain It" from Live It Out available on store.thinkorange.com

"You all sounded amazing! That song reminds us that God's love is powerful, and when we really know Him, that love starts to overflow out of us, into our families, our friends, and everyone we meet.

5 min

Memory Verse

What You Need

No supplies needed

2 min

Worship Closer

What You Need

No supplies needed

24 min

Bible Story (Video)

12 min

StoryLab Bible Story | Video

What You Need

No supplies needed

"Our next song reminds us we can live in a way that shows others how much God loves them!

SONG: "Live Your Love" from Can't Stop Won't Stop available on store.thinkorange.com

"So great! We've been learning that God's love is something we can share, and our Memory Verse this month reminds us exactly how Jesus told us to do that. This verse shows us how to *love God* and *love others* every day.

"Let's go ahead and learn *John 13:34*! I'll read it, and then we can say it together!

SLIDE: Memory Verse

"I give you a new command. Love one another. You must love one another, just as I have loved you." — *John 13:34*.

"Let's say it together!"

KIDS AND WORSHIP LEADER: "I give you a new command. Love one another. You must love one another, just as I have loved you." — *John 13:34*"

WORSHIP LEADER: "Awesome job, everyone! That verse is so powerful. Jesus told us to love each other the way He loves us.

"And when we do that, our lives shine like lights in the world. So let's go out this week and *love God*, *love others*, and share that light wherever we go!"

12 min

So and So Show Bible Story | Video

What You Need

No supplies needed

36 min

Bible Story (Live)

3 min

INTRODUCTION

What You Need

No supplies needed

Make sure the table is set on stage so the Storyteller can place their Bible on it and read from it. Have the clothesline set up (however you chose to do it). Have the 30 index cards pre-written with the word "LAW" written on the index cards, and the "Love God" and "Love Others" papers printed. Have both accessible to Storyteller along with the box of clothespins to attach the index cards to the clothesline. 6-8 kids ready to help with the cards

5 min

GOD'S BIG STORY OPENER (OPTIONAL)

What You Need

No supplies needed

STORYTELLER: "Yay! I'm so excited that you're here today! We get to learn more about God together!"

"We're continuing our series: 'Like and Subscribe: Share the Love of Jesus' because when you find something online that you can't get enough of, you subscribe to it so you don't miss an episode! And you share it so that your family and friends can experience the awesomeness too! This month, we're talking about God's great love, which is totally something you're not going to want to get enough of, and you'll want to share!"

"This week, we're going to look at what Jesus told us are the two most important laws in the entire Bible! And they have a lot to do with love!"

"But before we get into our true story from the Bible, let me tell you about something awesome we're doing this year! We're going through the Bible cover-to-cover!"

"Why? Well, God gave us the Bible so we can get to know Him. So as we go through the stories of the Bible, we'll learn about God!"

STORYTELLER: "We're going to go through God's Big Story in the Bible together so we can learn about God! (*Gesture to slide.*)"

SLIDE: God's Big Story

"Let me catch you up on where we've been in God's Big Story so far!"

"You might remember that, in the beginning, God created everything. He made the world, the animals, people ... everything! God made the first people for the same reason He made all people—to be His close, close friends. But sadly, the first people God made chose to turn away from Him and sin. God wanted people to be close to Him, but they couldn't anymore. Pain, sickness, and death entered the world too."

5 min

SETTING UP THE STORY

What You Need

No supplies needed

"But God didn't want to leave things that way. So He put His rescue plan in motion right from the start!

"God was going to rescue everything through a family! God chose a man named Abraham and promised that his family would bless the whole world. Abraham had a great-grandson named Joseph, who became a leader in Egypt and saved his family—God's people. Over time, God's people grew but were enslaved by a new Pharaoh. 'Help us!' they cried out to God. God freed His people and brought them to the super-nice home He had designed for them, the Promised Land.

"After God's people were settled in the Promised Land, they disobeyed God—again and again and again. Even the kings God gave them rebelled! So, God split the nation in two—into the northern kingdom of Israel and the southern kingdom of Judah. Prophets spoke for God saying, 'Come back to Me!' But the northern kingdom of Israel was destroyed, and the southern kingdom of Judah was taken captive. Oh no! After years in exile, some of God's people returned to rebuild their homeland, while others stayed in foreign lands.

"During that sad time, God kept sending messages to His people about the Rescuer He had promised long ago. 'God's Rescuer is going to come like this!' the prophets said. But for years and years, nothing happened.

"And then it did! God sent Jesus, the Rescuer we needed, just like He promised! While Jesus was on earth, He showed us who God is because He is God!

"And that's where we are in God's Big Story!"

STORYTELLER: "We're continuing our journey through the Bible! We're right up to the point in the Bible when Jesus Himself was on earth. Jesus came to earth to show us what God is like. And today we're going to look at some words from Jesus!

"But before we get into our words from Jesus today, let me ask you something: Have you ever tried to remember every single rule in your school, or all the things your parents tell you to do at home? It's so much, right?!

"Okay, have you ever had a teacher or parent give you *so many* rules that you couldn't remember them all?

"That's how God's people felt long ago. They had the Ten Commandments ... and hundreds more laws about what to eat, what to wear, and how to worship.

"The religious leaders spent their lives memorizing those laws, but most ordinary people couldn't even keep up!










"Then one day, a law expert asked Jesus:
Open the Bible and read Matthew 22:36.

"Teacher ... which is the most important commandment in the Law?"

5 min

THE LOVE LINE

What You Need

	Bible	1
	Table	1
	6-8 kids to help put cards on the line	6
	Clothesline (twine or string), long enough to hold the 30 index cards	1
	Index Cards	30
	Two stands or chairs or tables to hold up the clothesline (the clothesline should be short enough for kids to reach, and tall enough for the Storyteller to hold up)	2
	Clothespins	40
	"Love God" and "Love Others" written on 11 x 17-inch paper	1
	Box (to hold clothespins)	1

5 min

LOVE GOD WITH ALL YOU ARE

What You Need

No supplies needed

"Let's see how Jesus answered.

Open the Bible to Matthew 22:37-40

(NirV) and read.

Jesus replied, "'Love the Lord your God with all your heart and with all your soul. Love him with all your mind.' This is the first and most important commandment. And the second is like it. 'Love your neighbor as you love yourself.' Everything that is written in the Law and the Prophets is based on these two commandments."

STORYTELLER: "What Jesus said was a big deal! Why? Well, everyone was used to having to follow SO MANY rules. I mean, it would've been exhausting! Let me give you an example.

"Everyone see this line? Back in Jesus' time, people thought being close to God meant following lots of laws, I mean a lot ... hundreds of them! God had given the people so many laws!

"I'm going to need some helpers! If you'd like to be a helper, raise your hand!

Choose several kids to help you from the kids who have their hands raised.

"Your job is to start clipping all these little cards on the line, fill it up from end to end!"

Give a moment for the kids to fill up the line. When finished, the line should look crowded and messy.

"Whoa! Look at all of those laws! Let me tell you what some of these were.

Open the Bible to Leviticus 19:19 (NirV) and read.

"Do not wear clothes that are made out of two kinds of cloth.

"So ... no mixing cotton and wool! Here's another one:

Open the Bible to Leviticus 11:7-8 (NirV) and read.

"Pigs. ... are 'unclean' for you. You must not eat the meat of those animals.

"That means ... no bacon! Here's another one:

Open the Bible to Leviticus 13:45-46 (NirV) and read.

"Suppose someone has a skin disease that makes them 'unclean.' Then they must wear torn clothes. ... They must live alone. They must live outside the camp."

"So if you had a rash, you'd have to live by yourself until it healed!

"The list went on and on! There were so many laws and commands, it was kind of overwhelming. There were 613 laws in total! Can you imagine trying to remember all that?"

STORYTELLER: "Just think about having to try to follow all these laws.

"So now do you see why what Jesus said was such a big deal? They didn't have to remember 613 laws. They just needed to focus on two.

"Jesus said that the most important thing is to love God with our hearts, souls, and minds. Even though we no longer have to worry about mixing fabrics or avoiding bacon, we are still called to love God with everything we have, and to love others. Those are our orders—to love God and love people, in everything we say and do!

5 min

LOVE OTHERS LIKE YOURSELF

What You Need

No supplies needed

3 min

EVERYTHING HANGS ON LOVE

What You Need

No supplies needed

"This is what Jesus said when the teacher of the law asked him about the most important commandments:

Open the Bible to Matthew 22:37 (NIRV) and read.

Jesus replied, "'Love the Lord your God with all your heart and with all your soul. Love him with all your mind.'

Attach the "Love God." paper to the line.

"Loving God is so important, but if you get this one thing right, to love God with everything, a lot of other things start to fall into place. Because you have the most important thing, actually be the most important thing, which is loving God!

"When we love God with our whole heart, we want to obey Him, not because we *have* to, but because we *want* to! Because we think and know and believe that He is so wonderful!

Open the Bible to Matthew 22:39

and read.

"And the second is like it. 'Love your neighbor as you love yourself.'"

STORYTELLER: "Then Jesus said the next most important thing is to love others, to treat people the same way you'd want them to treat you. *Attach the 'Love others.' paper to the line.*

"You don't have to wonder if you are not doing rule #514. You just have to ask yourself, 'Am I loving God? Am I loving others?'

"When we love others, we do the right thing, not because it's written on a list, but because God's love leads us! We tell the truth, we help people, we forgive, we share. Those are all ways to love others like Jesus does."

"Jesus was the perfect example of this to everyone. Jesus is God, and He came to earth and loved us so much that He took our place on the cross and died for all of us. Now that is loving others!

"How can you start loving others? How can you start loving your friends and family? Even the people you don't know!?! Here are some ideas:

You can start praying for people when they are sick or having a hard time. You can start forgiving others even when it's hard. You can look for people who need to have some encouragement, maybe they are having a hard day, you could write them a note, or share a toy with them. There are so many ways to love others. Ask God to show you someone you can love this week!

Open the Bible to Matthew 22:40 (NIRV) and read.

"Everything that is written in the Law and the Prophets is based on these two commandments."

Each card represents one of those rules or laws that people used to try to keep perfectly. But when Jesus spoke, He helped everyone see what really matters most.

"When I stop worrying about following every single rule just right, and I focus on loving God and loving others, things start to look a lot simpler, don't they?

Hold up the center of the line so the two main pieces of paper rise and the index cards lift with them.

"Jesus showed that every law hangs on these two commandments. You don't need a giant list to please God. You just start with these two.

5 min

GOD'S BIG STORY CLOSER (OPTIONAL)

What You Need

No supplies needed

8 min

Closing

"When you love God, you'll want to pray, worship, and obey Him.
 "When you love others, you'll want to be kind, forgive, and help them.
 "Aren't you glad Jesus made it so clear for us? He didn't say 600+ laws are all equally important and to obey them all perfectly! He said they are all summed up in two. He said the greatest commandments were to love God and love others.

SLIDE: Bottom Line

[Bottom Line] "Love God. Love others. Say that with me."

Host enters and joins in.

KIDS, STORYTELLER, AND HOST: **[Bottom Line]** "Love God. Love others."

HOST: "Let's take a look at the progress we made in God's Big Story this week!

SLIDE: God's Big Story

"This week, we're up here in the part of this picture of God's Big Story—the picture that says, 'Jesus' Life.' Jesus Himself came to teach us about who God is!

"This week, Jesus Himself taught us what the most important things are. And He would know, since He is God! God wants us to know what's right and true, so He sent Jesus to earth to come and tell us. We don't have to wonder what the most important things are because God told us! Then, not only did Jesus tell us the most important commandments to keep—the ones that sum up all of the other laws—He kept every single law. It's like Jesus said: 'When you mess up, know that I've done it all for you! You don't have to lose heart!' Jesus lived an absolutely perfect life, following all of those laws, and then He gave up His life as the perfect sacrifice. He paid for our sins. He broke that awful curse. He loves us so, so much that He rescued us all!

"Let's put the next image on our timeline!

SLIDE: Week 2 Timeline Image

If you're making a timeline of printed images on your wall, take this moment to place today's Timeline Image on the clothesline.

"This week Jesus taught us what the greatest commandments are!"

5 min

WHAT'S OUR PART IN THE STORY?

What You Need

No supplies needed

3 min

PRAYER

What You Need

No supplies needed

HOST: "So now that we've heard what Jesus said, what's our part in the story?"

"When Jesus said, 'Love God and love others,' He wasn't saying figure out how to do that on your own. It's not always an easy thing to do. But He does want to help us with this every day!

"When you wake up and thank Him for the day, you're loving God.

"When you sing to Him in worship, you're loving God.

"When you obey what His Word says, you're loving God.

"And we can love others by thinking what our wonderful, kind, and good God would do, and doing that.

"When you share your snack at lunch, you're loving others.

"When you sit with a kid who's alone, you're loving others.

"When you forgive your brother or sister, even when it's hard, you're loving others.

Hold up the clothesline again.

"Remember this line?

"When loving God and loving others are at the center, everything else gets lifted.

"That's how our lives can look too.

"When we keep love at the center, everything we do—every word we say, every choice we make—shows the world what Jesus is like."

STORYTELLER or HOST: "Let's talk to the God who loves us so much.

"Dear God, thank You for sending Jesus to simplify everything. Thank You Jesus, for teaching us so simply to love You and others. Please help us live this out this week. Please help us to love You with our whole hearts, and with Your love, to love others so well. Help us sense Your presence guiding us this week. We love You, and we pray these things in Jesus' name. Amen."

Dismiss kids to their small groups.

Supplies

OPENER		Quantity	THE LOVE LINE		Quantity
1.	Premade paper conversation hearts	2	1.	Bible	1
			2.	Table	1
			3.	6-8 kids to help put cards on the line	6
			4.	Clothesline (twine or string), long enough to hold the 30 index cards	1
			5.	Index Cards	30
			6.	Two stands or chairs or tables to hold up the clothesline (the clothesline should be short enough for kids to reach, and tall enough for the Storyteller to hold up)	2
			7.	Clothespins	40
			8.	"Love God" and "Love Others" written on 11 x 17-inch paper	1
			9.	Box (to hold clothespins)	1