

Opening Activity

Prayer

Prayer Activity

Parent Cue App



Training the body has some value. But being godly has value in every way. It promises help for the life you are now living and the life to come. | 1 Timothy 4:8 NlrV






5 min

Social

5 min

23 Opening Activity

What You Need

	Offering Container	1
	Variety of clean, recycled materials (e.g., plastic bottles, cardboard boxes, paper towel tubes, yogurt cups)	Several
	Building supplies (like tape or building blocks)	Several
	Tarp or Tablecloth	1
	Inclusive Optional Supplies: Small Bin	1

What You Do:

- Welcome the kids with a high-five or fist bump.
- Invite kids who have brought an offering to put it in the offering container.
- Put down a tarp or tablecloth on the floor or a table.
- Spread the materials out on the tarp or tablecloth.
- Invite the kids to come see all the interesting "junk."
- Challenge them by saying, "What can you build with these things?"
- Encourage them to work together or on their own to build anything they can imagine—a tower, a robot, a car, or a castle.
- Give them plenty of time to build and create.

EveryChild Tips:

- *Provide a variety of textures in the building materials for kids who benefit from sensory input.*
- *For kids who may be overwhelmed by too many choices, offer them a small bin with just 2-3 types of materials to build with.*

What You Say:

"Wow, look at all the amazing things you built! You are all such great builders. **[Transition]** Today in our true story from the Bible, we're going to hear about two different builders. One was very wise, and one was ... not so wise. Let's go find out what they built!"






5 min

Bible Story Review

5 min

23 – Wise Build | Made to Explore

What You Need

 Bible marked at Matthew 7:24-27	1
 Table	1
 Shallow Plastic Bins	2
 Cup of Water	1
 Small Wooden Blocks (like Jenga blocks)	Several blocks

What You Do:

- Gather the kids around a table.
- Open the Bible to Matthew 7:24-27 and read the story to the kids.
- Fill one bin with a layer of sand. In the other bin, place the large, flat rock.
- Ask the kids what they remember about the two builders in our story.
- Say, "Let's be like the builders in our story! First, let's build on the sand."
- Let the kids take turns stacking the wooden blocks on the sand to build a house.
- Once the house is built, say, "Then the rain came down!"
- Gently pour the cup of water onto the sand near the house. The house should wobble and fall.
- Say, "Oh no! Now let's be like the wise builder."
- Have the kids work together to build a house with the blocks on top of the rock in the other bin.
- Once the house is built, pour the water into the bin. The house should stand strong.

What You Say:

"Look at that! The house on the rock stayed strong! Jesus told this story to help His friends understand something very important. He said that when we listen to Him and do what He says, it's like building our house on a solid rock. One of the most important ways we listen to Jesus is when we read the Bible. That's how we **[Bottom Line] practice hearing from God.**"


5 min

Application Activity

5 min

23 – See the Verse | Made to Play

What You Need

 Bible

1

What You Do:

- Explain to the kids to listen closely as you read a verse or verses from the Bible.
- As you read the verses from the Bible, encourage the kids to make a motion or movement that relates to the verse. (e.g. "God so loved the world" could be heart hands or making the world with their hands in a circle above their head.)
- Read the verses one at a time and give the kids time to think and move.
 - John 3:16
 - Philippians 4:6
 - Psalm 119:105
 - 1 Thessalonians 5:16-18

What You Say:

"Great job! One of the ways we can hear from God is through the Bible! The Bible teaches us who God is and how to live like Jesus.

"We also learned today that there are two other main ways God speaks to us: God speaks to us through other people who love Him. And He speaks to us through His Holy Spirit, who lives inside of us and tells us ways to make our world look more like God's Kingdom. Like when He says, 'That girl looks lonely. Why don't you invite her to play with you?' "When we hear from God, what we hear will always, always, always line up with what we hear in the Bible. The Bible is truth, and we'll know we are hearing from God when what we hear lines up with the truth of the Bible!

"So let's read the Bible! That's one main way we can **[Bottom Line] practice hearing from God.**"









5 min

Memory Verse Activity

5 min

23 – Bookmark Verse | Made to Create

What You Need

	Bibles	Several
	Strips of Cardstock (2 x 6-inches)	1
	Coloring Supplies	Several
	Stickers	Several
	Hole Punch	1
	6" pieces of yarn or ribbon	1
	Inclusive Optional Supplies: Adaptive crayons or adapted grip markers	Several
	Inclusive Optional Supplies: Strips of paper with pre-punched holes and pre-strung yarn (for ribbon)	1

What You Do:

- Give every kid a Bible.
- Invite them to look up 1 Timothy 4:8 using the Bible Navigation Tips.

Finding verses for 2-3rd graders: Guide them to open their Bibles to the front and find the table of contents. (Hold up a Bible opened to the table of contents to show the kids what the page looks like.) When the kids find the table of contents, lead them to find the name of the book in the list. When they find the book, lead them to look at the page number beside it. Explain that the number tells them on what page they can find that book. Help the kids find the page. When they find the book, explain that the big numbers on the page are the chapter numbers. Help them find the correct chapter. Then explain that the small numbers are verse numbers. Help them find the correct verse in that chapter.

- Repeat the verse together several times.
-

What You Say:

"These bookmarks look fantastic! You can use these to mark your spot in your Bible when you read it. Reading the Bible is one of the best ways we **[Bottom Line]** practice hearing from God."

Review any words that might be unfamiliar to the kids.

- Share that "being godly" means getting to know God and following His good ways!
- Give each kid a cardstock strip.
- Make the coloring supplies and stickers available.
- Tell the kids they are going to make a special bookmark to use in their Bibles at home.
- Encourage them to decorate their bookmark however they would like.
- While they work, say this month's Memory Verse together a few times:
 - *Training the body has some value. But being godly has value in every way. It promises help for the life you are now living and the life to come. (1 Timothy 4:8 NIRV)*
- When they are done decorating, help them punch a hole at the top of their bookmark and tie a piece of yarn or ribbon through it.

EveryChild Tips:

- *Use adaptive crayons or adapted grip markers for kids who need fine motor support.*
- Pre-punch the holes and pre-string the yarn (or ribbon) to make the final steps easier for hands to manage.



5 min

Prayer

5 min

23 – Rock It | Made to Connect

What You Need

-  Large, smooth, flat rock 1
-  Permanent Markers Several

What You Do:

- Let each kid hold the rock and feel how strong and solid it is.
- Tell them that we want to build our lives on a firm foundation like Jesus talked about in our Bible Story today.
- Ask: "What is one thing you want to pray for this week?"
- As each kid shares, invite them to use a permanent marker to write their name on the rock.
- **[Make It Personal] (Share one thing you want to pray for this week and write your name on the rock.)**

What You Say:

"This rock can help us remember that we can hear from God! He is strong, and we can build our lives on a firm foundation by listening to what God says and doing what He says. Let's pray and thank God for that."

"Dear God, thank You that You speak to us. Help us to hear what You say and do what You say so we can build our lives on a firm foundation, like this rock. We love You, and we pray these things in Jesus' name. Amen."