

Preschool & Kindergarten Flight Plan

The Plagues & Passover

September 14th




Bible Passage	Exodus 5-12
Story Point	God rescued His people
Key Passage	"You know no God but me, and no Savior exists besides me" Hosea 13:4b
Big Picture Q & A	<p>Is there anything God cannot do?</p> <p>God can do all things</p>



Shadow Matching

INSTRUCTIONS: Draw a line connecting each reptile or insect to its shadow.



Preschool Activity Pages
Unit 4 • Session 5
The Plagues and the
Passover

BIBLE STORY SUMMARY:

- God sent plagues on Egypt.
- God told the Israelites to pass the blood of a lamb over their doors.
- God rescued His people from being slaves in Egypt.

KEY PASSAGES: Exodus 13-16

- Is there anything God cannot do? God can do all things.

FAMILY DISCUSSION STARTERS:

- Which of the 10 plagues sounds the most painful?
- Why did God tell the Israelites to pass the blood of a lamb over their doors?
- Who is the Lamb of God and why is He called that?

FAMILY ACTIVITIES:

- Invite a Jewish friend to tell you about the significance of the Passover to their faith.
- Research the foods eaten at a traditional Passover Seder supper and prepare some of those dishes. Talk about the symbolism of the foods and how the Passover pointed to Jesus.



DOWNLOAD THE
LIVING STORY

Gospel—Centered Preparation:

The heart of preparation is rooted in your understanding of the gospel and your personal application of the story.

After your study ask yourself:

- How do the verse and Big Picture Question connect to this story?
- What am I excited to teach from this passage?
- The main point this week is: _____
- Where is the gospel in this story?

September Focus: God's People Delivered



Sept 7th: Moses was Born and Called, Exodus 1-4

Story point: God chose Moses to save His people

Sept 14th: The Plagues and the Passover, Exodus 5-12

Story Point: God rescued His people

Sept 21st: The Red Sea Crossing, Exodus 13-15

Story Point: God led His people through the Red Sea on dry ground

Sept 28th: Bread from Heaven, Exodus 15-17

Story Point: God gave His people food and water



Leader Bible Study

God had a plan to rescue the people of Israel from slavery in Egypt. He chose and called Moses for the task and allowed Moses' brother, Aaron, to help him.

Moses and Aaron faced a huge obstacle in leading the Israelites out of Egypt, and his name was Pharaoh. Pharaoh did not recognize the Lord's authority: "Who is the LORD that I should obey him by letting Israel go?" (Ex. 5:2) Pharaoh hardened his heart against the Lord, but all of this fit into God's plan to reveal to Pharaoh—and all of Egypt—who He is.

First, God sent a series of plagues that wrecked Egypt. The plagues were acts of judgment designed to show the Egyptians who God is—and the Egyptians learned their lesson. Read Exodus 8:19; 9:20,27; and 10:7.

The tenth plague was the most severe and had the greatest impact on the Egyptian people. God told Moses that around midnight, every firstborn male in Egypt would die. But God gave specific instructions to the Israelites. They were to slaughter a lamb or goat and put its blood on their doorposts. The blood on the doorpost would be a distinguishing mark. When God saw the blood, He "passed over" the house.

The Israelite people were sinful, and they deserved death just as much as the Egyptians did. But God graciously provided a way out. By marking their doorposts with the blood of a lamb, they were spared from the judgment and death they deserved. The lamb was killed instead. The heart of the gospel is found in the story of the Passover: Jesus never sinned, but He was crucified for our sins. We deserve death, but He died instead.

As you teach children this week, highlight the Passover and help them look ahead to the true spotless lamb—Jesus, "the Lamb of God, who takes away the sin of the world" (John 1:29).

Vision for Grace Airways
We navigate the scriptures,
training up bold disciples,
on our ongoing journey to Jesus!

Co-Pilot—Included Preparation:

On a Sunday morning, the Pilot is leading everyone in our ongoing journey to Jesus— that includes both flyers and Co-Pilots! The more consistency and continuity we have between Pilots, the better we can prepare our helpers to succeed and grow! With that consistency comes the mentorship aspect for our youth volunteers in particular, and utilizing our adult co-pilots as well: sharing activities, engaging them in the morning, and encouraging their involvement.

As you prepare for the lesson, ask yourself:

- **Does my planning allow for Co-Pilot participation throughout the morning?**
- **How did I prepare my Co-Pilot to help with classroom management?**
- **What specific activities will my Co-Pilot assist with today?**
- **In what ways can I encourage my Co-Pilot?**

Engagement

- Sit with child during the story
- Playing alongside flyers
- Reengage chatty/distracted kids
- Ask to volunteer an example during discussion
- Help play to Co-Pilot's strengths

Activities

- Attendance stickers
- Timeline
- Joining in the verse and BPQ&A
- Assigned to a specific flyer
- Helping find books in the Bible
- Leading crafts & songs

Encouragement

- Thank you for stepping in there!
- You did a great job with _____.
- You really helped me while I was _____.
- Thank you for being _____'s buddy today.
- Your help really made this morning go smoothly.
- _____ was the right thing to do. You handled it well!
- I'm so glad you are here today!

Morning Routine



Stay with this order.

Adjust pictures on schedule according to your plan.

Review schedule with the children at the start of the morning.



Take Off

VBS song
Verse/BPO

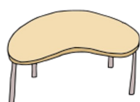
5 Min



Journey
Prayer
Bible Story
God Attributes



10 Min



Flight Lab
Bible Story Activity

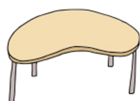
15 Min



Free Play
Inside or on
playground

10 Min

At congregation last song-clean up/move inside



Pilot's Log
Prayer
Take Home Page
Settle and Review



5 Min



5 Min Take Off

Celebrate & being here! Introduce the morning

Gather

As the children enter, have them gather at the TV to begin with worship/singing.

Have your co-pilot check attendance.

Song

Do a song or 2 of your choice as time allows to help children prepare for the lesson,

Key passage

Transition from singing into the Verse Song. Lead the kids with the **hand motions in the video!**

“You know no God but me, and no Savior exists besides me”

Hosea 13:4b

Big picture question

Is there anything God cannot do?

God can do all things

Repeat the question 2-3 times for learning!

Transition to the Bible Story

Clap a simple rhythm for the children to copy, use a finger play, etc... Set expectations for the children: “my turn to talk, your turn to listen, eyes on me, hands in your lap”

Choosing the same transition every week works super well with child and kindergarten ages.

Fingerplay Ideas:

Bible FingerPlay:

1, 2 (hold up fingers) The Bible is true (hands like book), God loves me (cross arms, point to me) and God loves you (cross arms, point to class)

Open Shut them:

Hold hands in front as you open and shut them while saying:

Open shut them, open shut them, give a little clap

Open shut them, open shut them, lay them in your lap.

Creep them creep them, slowly to your chin

Open wide your little mouth (pause), but do not let them in!

Active Preparing to sit and listen:

I stomp my feet, I clap my hands, I jump up from the ground.

I stomp my feet, I clap my hands, I turn myself around.

I stomp my feet , I clap my hands, I sit myself right down

I stomp my feet (*while sitting*) , I clap my hands, I do not make a sound (*finger over lips, spoken in a whisper*).



10 Min

Journey

Where we travel into God's word

Introduce the Bible Story

Use our Bible Finger play each week to transition to the Story.

- The Book of Exodus is the second book in the Old Testament.

What is the first book called? (Genesis) Exodus tells about how God helped His people, the Israelites, escape from Egypt. Today's Bible story happened in real life. The Bible is God's Word, and God's Word is true.

Point to the Bible story picture on their timeline. The Bible tells us the big story of how God rescues sinners through His Son, Jesus.

Tell the Bible Story

Using the Pictures, tell the Bible Story or watch the video (***This lesson is on page 49-50 in It's All About Jesus Bible Storybook***). Tell the story using your own words keeping eye-contact with the children.

- **God rescued His people.** They believed God and put the blood of a lamb over their doors. Jesus is the Lamb of God, who takes away the sin of the world. Jesus took the punishment for sin when He died on the cross. Everyone who trusts in Him is safe from the punishment for sin .

Talk about the Bible Story

Show the Bible story picture as you ask the following questions.

1. **What was Pharaoh's answer to God's command to let the Israelites go?** (No)
2. **Name a few of the plagues.** (Answers will vary.)
3. **What did God want the Israelites to do so their homes would be "passed over" by the last plague?** (sprinkle a lamb's blood on their doorposts)
4. **Who rescued the Israelites?** (God rescued His people.)
5. **What did God tell Moses to say if people asked His name?** (I AM WHO I AM.)
6. **Is there anything God cannot do? God can do all things.**

God's attributes- helping the children understand what God is like, shown to us in the Bible. In today's story we see that God is:

-King - Powerful

Have a student place the story picture on the 'timeline'

Age Appropriate Bible Story

Use your own words—Trust the Holy Spirit to speak through you!

The Plagues & Passover — Exodus 5-12

God had a plan to rescue His people from slavery in Egypt. He told Moses to be the leader, and Moses' brother, Aaron, would help. So Moses and Aaron went to talk to Pharaoh, the king of Egypt.

They said, "This is what the LORD, the God of Israel, says: Let My people go." But Pharaoh did not let the people go. "Who is the LORD?" he asked. "I will not obey him!" So God punished the Egyptians.

First, God turned the water in the Nile River into blood. No one could drink the water. Moses said, "Let My people go!" But Pharaoh said, "No!"

So God sent frogs into Egypt. Frogs were everywhere! Moses said, "Let My people go!" But Pharaoh said, "No!" God sent gnats into Egypt. Then he sent flies. Moses said, "Let My people go!" But Pharaoh said, "No!" God caused all the livestock—animals like horses, donkeys, and sheep—to die. Then God sent boils, or sore spots, all over the people in Egypt. But Pharaoh said, "No!" God sent a hailstorm. He sent locusts. Pharaoh said, "Go!" But then he changed his mind.

Then God sent darkness to cover the land. Moses said, "Let My people go!" Still Pharaoh said, "No!" God told Moses, "I will bring one more punishment. After that, Pharaoh will let you go." Moses warned Pharaoh about what would happen: "Around midnight, the firstborn son in every family in Egypt will die." But the Israelites would be safe. Pharaoh did not listen.

So God told the Israelites to sprinkle the blood of a lamb on the doorposts of their houses. This would be a special mark that God would see, and He would "pass over" the house.

At midnight, every oldest son in Egypt died. The people cried, and Pharaoh called for Moses and Aaron. Pharaoh said, "Go!"

The Israelites left quickly. They took bread and their animals with them. They asked the Egyptians for gold, silver, and clothing. The Egyptians gave them what they wanted.

God told Moses and Aaron that He was going to bring His people into a land called Canaan (KAY nuhn). Everyone would remember what happened on this special night. God led His people out of Egypt. **The Israelites had been slaves in Egypt for hundreds of years. They were finally free!**



Christ Connection: *God kept the Israelites safe from punishment when they put the blood of a lamb over their doors. Jesus is the Lamb of God, who takes away the sin of the world. Jesus took the punishment for sin when He died on the cross, and everyone who trusts in Jesus is kept safe from the punishment for sin.*

Picture Card Lesson

Use your own words—Trust the Holy Spirit to speak through you!

The Plagues & Passover — Exodus 5-12

Card 1: Pharaoh was not kind to God's people in Egypt. He did not like them. Moses remembered He was part of God's people. He did not like how God's people were being treated. Moses ran away to a place called Midian and became a shepherd.

Card 2: One day Moses saw a bush on fire but the bush was not burning up. God called from the bush, "I am the God of Abraham, Isaac, and Jacob. I have seen how My people are suffering. I want you to lead them out of Egypt." Moses was afraid

Card 3: God had a plan to rescue His people from slavery in Egypt. He told Moses to be the leader, and Moses' brother, Aaron, would help. Moses and Aaron went to talk to Pharaoh, the king of Egypt. They said, "This is what the Lord, the God of Israel, says: Let My people go." But Pharaoh did not let the people go. "Who is the Lord?" he asked. "I will not obey him!"

Card 4: So God sent ten troubles to show Pharaoh that God is powerful, more powerful than even Pharaoh! Count to 10! (*List of 10 plagues*)

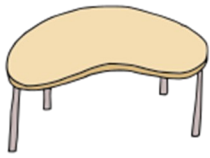
Card 5: The great sadness was the last trouble God sent. God told the Israelites to eat a special meal. They would cook a lamb and put its blood on the doorposts of their houses. When God saw the mark on their houses, He would pass over that house, and the people inside would be safe. The people had to eat fast, and they had to keep their sandals on their feet! God kept His people safe from the last trouble.



Christ Connection: God kept the Israelites safe from punishment when they put the blood of a lamb over their doors. Jesus is the Lamb of God, who takes away the sin of the world. Jesus took the punishment for sin when He died on the cross, and everyone who trusts in Jesus is kept safe from the punishment for sin.

Bible Storytelling Tips:

Use a map: Use the Old Testament Mediterranean Sea Map from the Small Group Timeline and Map Set (005802970) to show Egypt. Point out the Nile River. Note the Nile River is not labeled, but it is the only river shown on the map in Egypt. You may also use a world map or globe.



15 min Flight lab

Learning the story in an interactive way

Choose from below or use your own idea-however the Lord leads. Then go into free-play.

Play with play dough

Set out play dough. Provide rolling pins and animal-shaped cookie cutters. Remind children that Moses had been a shepherd and cared for sheep. Point out other animals children heard about in today's Bible story. • One of God's punishments on the Egyptians was against their horses, donkeys, camels, cows, sheep, and goats. God used these punishments against Egypt to rescue His people.

Create swarm pictures

Give a child a sheet of paper and markers. Show how to touch the tip of a marker to the paper to make small dots. As children add more and more dots, the picture will begin to look like a swarm of insects. Open the Bible to Exodus 8 and show a child the place where this real story is found. Consider printing and showing the "Plague Insects" printable. Show children the pictures. Point to the picture of the swarm of flying insects. Talk about how it would feel to be in the middle of it.

- God sent swarms of insects to the Egyptian people as a punishment because the king would not let the Israelites go. God kept His people safe from the last plague, and **God rescued His people**. Many years later, God's Son, Jesus, took the punishment for sin when He died on the cross. Everyone who trusts in Jesus is kept safe from the punishment of sin.

Prepare to go

Scatter and hide clothing items and play money around the room. Set a suitcase, bag, and purse in the center of the room for children to pack. Challenge children to find and pack items for a trip to a new land. Talk about the items they packed and why they might need the items.

- The Israelites left Egypt quickly. They asked the Egyptians for gold, silver, and clothing. The Egyptians gave them what they wanted. **God rescued His people.** Everyone would remember what happened on this special night. God led His people out of Egypt. The Israelites had been slaves in Egypt for hundreds of years. They were finally free! Jesus frees us from sin.

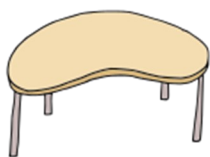
Paint with lotion

Post an allergy alert. Place a sheet of foil on a flat surface. Place a few squirts of lotion onto foil. Invite a child to touch the lotion and move it across the foil. Invite children to draw pictures in the lotion.

- When you rub the lotion on your skin, it makes it feel soft and smooth. One of the plagues God sent to the Egyptians was to make their skin have sore spots. God sent the punishments so the king would let God's people leave Egypt. ***Is there anything God cannot do? God can do all things.*** God kept the Israelites safe from punishment, and He made a way to keep us safe from the punishment of sin when His Son, Jesus, died on the cross.

Explore ice

Place a shallow plastic storage tub on a towel. Dump ice cubes into the tub. Add enough water so that cubes do not stick together. Place bowls and cups in the tub for pouring. Provide slotted spoons, small colanders, and tongs. Allow children to play with the ice, feel the coldness, and hear the sound the cubes make. Make sure the ice water is not too cold. Do not allow the children to put ice in their mouths.



5 Min Pilot's Log

Where we prepare to go home

After flight lab, allow the children to play. **When congregation begins last song, move to the tables.**

Pause and settle

- Signal the end of free play, (use the time-timer to count down)
- Sing the clean-up song and guide children to clean their areas. Wash hands or use hand sanitizer if needed.
- Have children sit around the table.

ALWAYS CLOSE THE MORNING WITH PRAYER

This is how we model incorporating prayer into their lives

- After prayer, hand out the activity/coloring page. Direct children accordingly to complete the page. Remind children of what they can take away from today's lesson.

If a child finishes the activity/coloring page while waiting for mom and dad or is not interested, only offer options that can be completed at the table (playdough, puzzle, select a book to examine, practice the verse, etc) **Keep children at the table to maintain a calm and quiet environment for easy transition to mom and dad.**

When parents pick up their children, as appropriate share something their child enjoyed doing or did well during the morning.

Be sure that the Co-Pilots hand out the Activity sheet to each child or to parents. Have your Co-Pilot encourage parents to use this to talk to their kids about what they learned in class today.

PREK/K Prayer Extra Ideas:

Prayer Chain — in small groups, ask children for their prayer requests and have the Pilot or Co-Pilot write them on a few strips of paper. Connect paper strips into a chain and display our growing conversation with the Lord. Feel free to revisit old prayer requests as well.

Pointing to a Globe — Have a child or Co-Pilot spin the globe and place their finger on a country. Place a star sticker on the place(s) and pray over it as a group. We will provide a PreK/K age geography book to help guide discussion and prayer. Even if you don't know anything about the country, we can lift up the people, pray for Jesus, light to shine there, the Gospel to be active there, and churches to grow, etc.

Looking out the Window — Grab a dry-erase marker, have the kids gather at the windows, and look outside. Ask the children to look for 3 things they can see out of the window to pray over. Using the dry-erase marker, write or draw these things on the window then pray over them.

Preschool Carpet Bag Prayers— Choose an item(s) out of the carpet bag. Discuss the item and different people/things the item could represent (car—driving safely, mechanics, trips, first responders, etc) Encourage kids to “think outside the bag” and help them make connections. Pray over the people, places, and things that were discussed.

Head Shoulders Knees and Toes—Pray through the song.

- Head (mind, imagination, thoughts, creativity)
- Shoulders (physical strength, things we might be dealing with)
- Knees (dancing, playing, jumping, etc.)
- Toes (walking and following after Jesus, standing strong in our faith)
- Eyes, ears, mouth & nose (seeing goodness, listening to Him, speaking truthful words, our senses, etc.)