

# PREK Flight Plan October 12<sup>th</sup>



<b>Lesson</b>	The Golden Calf
<b>Bible Passage</b>	Exodus 32,34
<b>Story Point</b>	God's people worshiped a golden calf
<b>Key Passage</b>	"Love the Lord your God with all your heart, with all your soul, and with all your mind." Matthew 22:37
<b>Big Picture Q &amp; A</b>	What is Worship? Worship is celebrating the greatness of God!



## What Does Not Belong?



©2015 by Grace Ministries  
All Rights Reserved  
The Golden Calf

**What is Worship?**  
Worship is celebrating the greatness of God.  
Worship is giving God the glory and honor He deserves.  
Worship is loving God with all your heart, mind, and strength.  
Worship is loving your neighbor as yourself.  
Worship is following God's commands.

**What Does Not Belong?**  
Anything that is not part of God's plan for our lives.  
Anything that is not part of God's Word.  
Anything that is not part of God's love for us.  
Anything that is not part of God's grace for us.  
Anything that is not part of God's mercy for us.  
Anything that is not part of God's kindness for us.  
Anything that is not part of God's gentleness for us.  
Anything that is not part of God's patience for us.  
Anything that is not part of God's faithfulness for us.  
Anything that is not part of God's love for us.

**Download the Bible Study**

23

# leader bible study

God led His people into the wilderness, but He did not leave them there alone. The Lord was with His people. He provided meat, bread, and water. He guided them to Mount Sinai, where He met with their leader, Moses. The Lord came down on the mountain in fire, and He spoke through thunder. The Israelites could not have ignored His presence.

But when Moses went up on the mountain and did not return for several weeks, the Israelites felt abandoned. They appealed to Moses' brother, Aaron: "Come, make gods for us who will go before us because this Moses, the man who brought us up from the land of Egypt—we don't know what has happened to him!" (Ex. 32:1)

Aaron's response led the people to commit a terrible sin. He gathered gold from the people and made an image of a calf, and the people worshiped the golden calf. God saw what the people were doing, and He told Moses to go down the mountain at once. Moses confronted his brother. Aaron claimed that when the people gave him the gold, he threw it into the fire, and "out came this calf!" (Ex. 32:24)

God punished His people for worshiping a golden calf, and Moses returned to the mountain to ask the Lord to forgive the Israelites' sin. Moses could not atone for the people's sin; God said He would hold the people accountable for their sins, but the Lord did not abandon the Israelites.

Introduce the children you teach to the concept of idolatry. An idol is anything a person puts in the place of God. Explain that idolatry is a sin. The Israelites deserved to be punished for their sin. In the same way, we deserve to be punished for our sin. Point out that Jesus never sinned. He is greater than Moses, and when we sin, Jesus not only talks to the Father for us, He atones for our sin. God forgives those who trust in Jesus.

**Vision for Grace Airways**  
We navigate the scriptures,  
training up bold disciples,  
on our ongoing journey to Jesus!

### **Gospel—Centered Preparation:**

The heart of preparation is rooted in your understanding of the gospel and your personal application of the story.

#### **After your study ask yourself:**

- How do the verse and Big Picture Question connect to this story?
- What am I excited to teach from this passage?
- The main point this week is: \_\_\_\_\_
- Where is the gospel in this story?

## **October Focus: Toward the Promise Land**



### **Oct 5th: The Ten Commandments *Exodus 15-17***

**Story point:** God gave rules to show how to love Him and others



### **Oct 12th: The Golden Calf *Exodus 32:34***

**Story Point:** God's people worshiped a golden calf



### **Oct 19th: The Tabernacle Was Built *Exodus 35-4***

**Story Point:** God told His people to build the tabernacle



### **Oct 26th: Rules for Sacrifice *Leviticus***

**Story Point:** God made ways to forgive His people



## Co-Pilot—Included

### Preparation:

**On a Sunday morning, the Pilot is leading everyone in our ongoing journey to Jesus—** that includes both flyers and Co-Pilots! The more consistency and continuity we have between Pilots, the better we can prepare our helpers to succeed and grow! With that consistency comes the mentorship aspect for our youth volunteers in particular, and utilizing our adult co-pilots as well: sharing activities, engaging them in the morning, and encouraging their involvement.

- **Does my planning allow for Co-Pilot participation throughout the morning?**
- **How did I prepare my Co-Pilot to help with classroom management?**
- **What specific activities will my Co-Pilot assist with today?**
- **In what ways can I encourage my Co-Pilot?**

#### Engagement

- Sit with child during the story
- Playing alongside flyers
- Reengage chatty/distracted kids
- Ask to volunteer an example during discussion
- Help play to Co-Pilot's strengths

#### Activities

- Attendance stickers
- Timeline
- Joining in the verse and BPQ&A
- Assigned to a specific flyer
- Helping find books in the Bible
- Leading crafts & songs

#### Encouragement

- Thank you for stepping in there!
- You did a great job with \_\_\_\_\_.
- You really helped me while I was \_\_\_\_\_.
- Thank you for being \_\_\_\_\_'s buddy today.
- Your help really made this morning go smoothly.
- \_\_\_\_\_ was the right thing to do. You handled it well!
- I'm so glad you are here today!

# Morning Routine



Stay with this order.

Adjust pictures on schedule according to your plan.

Review schedule with the children at the start of the morning.



## Take Off

VBS song  
Verse/BPO

5 Min

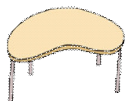


## Journey

Prayer  
Bible Story  
God Attributes



10 Min



## Flight Lab

Bible Story Activity

15 Min

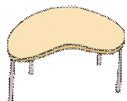


## Free Play

Inside or on  
playground

10 Min

At congregation last song—clean up/move inside



## Pilot's Log

Prayer  
Take Home Page  
Settle and Review



5 Min



# 5 min Take Off

*Celebrate & being here! Introduce the morning*

## Gather

As the children enter, have them gather at the TV to begin with worship/singing.

Have your co-pilot check attendance.

## Song

Do a song or 2 of your choice as time allows to help children prepare for the lesson,

## Key passage

Transition from singing into the Verse Song. Lead the kids with the hand motions in the video!

**“Love the Lord your God with all your heart, with all your soul, and with all your mind.” Matthew 22:37**

## Big picture question

**What is worship?**

*Worship is celebraing the greatness of God!*

*Repeat the question 2-3 times for learning!*

## Transition to the Bible Story

Clap a simple rhythm for the children to copy, use a finger play, etc...  
Set expectations for the children: “my turn to talk, your turn to listen, eyes on me, hands in your lap”

Choosing the same transition every week works super well with child and kindergarten ages.

# Fingerplay Ideas:

## **Bible FingerPlay:**

1, 2 (hold up fingers) The Bible is true (hands like book), God loves me (cross arms, point to me) and God loves you (cross arms, point to class)

## **Open Shut them:**

*Hold hands in front as you open and shut them while saying:*

Open shut them, open shut them, give a little clap

Open shut them, open shut them, lay them in your lap.

Creep them creep them, slowly to your chin

Open wide your little mouth (pause), but do not let them in!

## **Active Preparing to sit and listen:**

I stomp my feet, I clap my hands, I jump up from the ground.

I stomp my feet, I clap my hands, I turn myself around.

I stomp my feet , I clap my hands, I sit myself right down

I stomp my feet (*while sitting*) , I clap my hands, I do not make a sound (*finger over lips, spoken in a whisper*).



10 Min

# Journey

*Where we travel into God's word*

## Introduce the Bible Story

Use our Bible Finger play each week to transition to the Story.

- Today's Bible story comes from the second book of the Bible, Exodus. Moses wrote this story so everyone would know God's true Word! **Point to the Bible story picture on their timeline.** The Bible tells us the big story of how God rescues sinners through His Son, Jesus.

## Tell the Bible Story

Using the pictures, tell the Bible Story or watch the video (*This lesson is **not** in the It's All About Jesus Bible Storybook*). Tell the story using your own words keeping eye-contact with the children.

- After everything God had done for His people, they disobeyed His commands. The first two commandments say do not have other gods besides Me and do not make an idol for yourself. An idol is anything a person makes as important as God. God's people worshiped a golden calf! God was right to be angry with them. Moses asked God to forgive His people. When we sin, Jesus talks to God for us. Jesus never sinned. God forgives those who trust in Jesus.

## Talk about the Bible Story

Show the Bible story picture as you ask the following questions.

1. **Where did God talk to Moses?** (on a mountain)
2. **What did God's people worship?** (a golden calf)
3. **How did God feel about what the people were doing?** (angry)
4. **Who asked God to forgive the people?** (Moses)
5. **Who talks to God for us when we sin?** (Jesus)
6. **What is Worship? Worship is celebrating the greatness of God**

**God's attributes-** helping the children understand what God is like, shown to us in the Bible. In today's story we see that God is:

**Holy - I Am**

**Have a student place the story picture on the 'timeline'**

## Age Appropriate Bible Story

*Use your own words—Trust the Holy Spirit to speak through you*

### The Golden Calf — Exodus 32, 34

Moses and the Israelites were in the wilderness. God had freed them from slavery in Egypt, and He helped them escape the angry pharaoh and his army. The Israelites set up camp in front of a mountain called Mount Sinai (SIGH nigh). Moses went up the mountain, and God talked to him. God had a lot to tell Moses, and Moses was up on the mountain for a long time. The Israelites at the bottom of the mountain were tired of waiting.

Where is Moses? What is taking him so long? they wondered. The people went to talk to Aaron, Moses' brother. "We need a god to lead us because we do not know what happened to Moses," they said. So Aaron used gold to make a statue of a calf for them to worship.

God saw what the people were doing, and He was angry because of their sin. God told Moses to go down the mountain.

Moses rushed down the mountain, carrying two stone tablets that God had written on. He got closer to the camp and saw the people dancing in front of the gold calf. Moses threw down the stone tablets, smashing them at the bottom of the mountain. Then he destroyed the gold calf.

"What were you thinking?" Moses asked his brother.

The next day, Moses said, "I will go up to the Lord. Maybe I can do something so God will forgive you." Then Moses went back up the mountain to talk to God.

"Please forgive these people," Moses said to God. God said, "When it is time to punish them, I will punish them for their sin."

God gave Moses more laws and instructions. God made two more stone tablets because Moses broke the first two. God said to Moses, "The Lord cares about His people. He is good to them. But He will punish the guilty." Moses bowed down and worshiped God. "Lord, please go with us," he said. "Forgive our sin, and accept us as Your people."

**Christ Connection:** *God's people disobeyed God, and Moses asked God to forgive them. Moses talked to God for the people. When we sin, Jesus talks to God for us. Jesus never sinned. God forgives those who trust in Jesus.*

## Picture Card Lesson

*Use your own words—Trust the Holy Spirit to speak through you!*

### The Golden Calf — Exodus 32, 34

**Card 1:** God led the Israelites into the wilderness. A wilderness does not have much water or food. The people whined, “What are we going to eat and drink? You brought us here to hurt us!” But Moses had not brought them out there to hurt them. God knew what He was doing. God gave His people water and food (quail and manna) in the wilderness. God was with His people and took care of them. God said; “Now they will know that I am their faithful God.”

**Card 2:** God’s people settled at the base of a mountain. Moses went up the mountain to talk to God. God wanted His people to worship Him, so God gave Moses special rules called commandments. God wrote down these rules on a stone tablet. This way the people could remember them!

**Card 3:** Moses was on the mountain for a long time talking to God and learning about the 10 commandments. The first 4 rules showed God’s people how to love and obey Him. The last 6 rules showed God’s people how to love each other. The first and most important rules were these: 1. “Do not worship anyone but Me. 2. Do not make statues to worship.

**Card 4:** The people were tired of waiting for Moses to come back and tell them what God said. The people told his brother Aaron to make a statue to worship. Aaron made a calf out of gold. The people worshiped the calf instead of God.

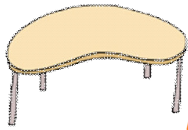
**Card 5:** God saw what the people were doing, and He was angry because of their sin. Moses rushed down the mountain, carrying the stone tablets that God had written on. Moses threw down the stone tablets, smashing them at the bottom of the mountain. Then he destroyed the gold calf.

**Card 6:** Moses went back up the mountain to talk to God. Moses prayed for God to forgive the people, and God did. God made 2 more stone tablets and wrote his special rules on them. Moses worshiped God. Moses shared the new tablets with the people, He told them about God’s special rules – The 10 commandments.

**Christ Connection:** *God’s people disobeyed God, and Moses asked God to forgive them. Moses talked to God for the people. When we sin, Jesus talks to God for us. Jesus never sinned. God forgives those who trust in Jesus.*

### Bible Storytelling Tips:

**Dramatic play:** Invite an adult leader to dress in Bible times clothing and pantomime Moses’ actions while you tell the story. Add a dramatically long pause when he leaves the room. Use a whiny voice for the Israelites. Consider inviting another leader or child to act as Aaron, and/or inviting the children to act as the Israelites.



# 15 min Flight lab

*Learning the story in an interactive way*

*Choose from below or use your own idea-however the Lord leads.  
Then go into free-play.*

## **Play freeze dance**

Encourage children to dance freely while you play music, but to freeze like a statue when the music stops. Tell children they must wait patiently for the music to begin again. Create longer pauses in each round. Consider using a device that will make it difficult for children to know when you are about to pause or play the music. Dance along with the boys and girls.

- Was it hard to wait patiently during our game? Today we learned about a time when God's people got tired of waiting for Moses. They even started dancing for a silly statue! Jesus always waits patiently to hear from God the Father, and Jesus talks to God the Father for us when we sin.

## **Build with gold**

Wrap blocks in gold paper. Encourage children to build with the gold blocks. Suggest children try building a cow with the gold blocks and then knock it down. Remind children to move out of the path of falling blocks.

- Do you remember the first two commandments from our Bible story last week? (Do not have other gods besides Me. Do not make an idol for yourself.) God's people had heard God speak in thunder and saw His miracles, but they broke these first two commandments by making a golden cow to worship instead of God! Jesus never forgets God's commands. When we trust in Jesus, God puts His law in our hearts so we can remember them and keep them.

## **Spend wisely**

Give children play money and allow them to “shop” for toys and other classroom items. Younger children may simply exchange their money for any item. Consider assigning prices to various items for older children. Help them determine how much they can “buy” with the money they have. Encourage children to think about how to spend their money wisely. Ask each child to explain why he chose to buy the things he did.

- In our Bible story today, the people gave Aaron their gold to make a statue. They spent what they had on a worthless idol instead of loving God. Later, Jesus explained that we can know what really matters to us by what we spend our money on (Matthew 6:21). Only God is worthy of our love and worship! What is worship? Worship is celebrating the greatness of God. Let’s pray for God’s wisdom in how to use what we have in a way that celebrates Him.

## **Smash play dough idols**

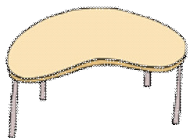
Invite children to use play dough to make silly statues. Ask if their statues can move, talk, or help them. (No, they are not real.) Count to three and invite them to smash their statues. Guide children to say the Story Point. Review the Bible story.

- We may think worshipping a golden calf statue is silly, but all of us are tempted to think other things are more important than God. What is worship? Worship is celebrating the greatness of God. God, help us all to worship only You and nothing else!

## **Knock down golden calves**

Print the “[Golden Calf](#)” printable and tape the calf cutout to an empty 2-liter bottle. Guide children to line up. Give the first child a ball and invite her to roll it at the bottle to knock it down. Continue until each child has a turn. Say the Story Point every time the “statue” is knocked down.

- What is worship? Worship is celebrating the greatness of God. God’s people worshiped a calf made of gold. Moses asked God to forgive the people, and He did. God forgives anyone who trusts in Jesus.



## 5 Min Pilot's Log

*Where we prepare to go home*

After flight lab, allow the children to play. **When congregation begins last song, move to the tables.**

### ***Pause and settle***

- Signal the end of free play, (use the time-timer to count down)
- Sing the clean-up song and guide children to clean their areas. Wash hands or use hand sanitizer if needed.
- Have children sit around the table.

### ***ALWAYS CLOSE THE MORNING WITH PRAYER.***

***This is how we model incorporating prayer into their lives.***

- After prayer, hand out the activity/coloring page. Direct children accordingly to complete the page. Remind children of what they can take away from today's lesson.

If a child finishes the activity/coloring page while waiting for mom and dad or is not interested, only offer options that can be completed at the table (playdough, puzzle, select a book to examine, practice the verse, etc) **Keep children at the table to maintain a calm and quiet environment for easy transition to mom and dad.**

When parents pick up their children, as appropriate share something their child enjoyed doing or did well during the morning.

**Be sure that the Co-Pilots hand out the Activity sheet to each child or to parents. Have your Co-Pilot encourage parents to use this to talk to their kids about what they learned in class today.**

## PREK/K Prayer Extra Ideas:

**Prayer Chain** — in small groups, ask children for their prayer requests and have the Pilot or Co-Pilot write them on a few strips of paper. Connect strips into a chain and display our growing conversation with the Lord. Feel free to revisit old prayer requests as well.

\*\*\*

**Pointing to a Globe** — Have a child or Co-Pilot spin the globe and place their finger on a country. Place a star sticker on the place(s) and pray over it as a group. We will provide a PreK/K age geography book to help guide discussion and prayer. Even if you don't know anything about the country, we can lift up the people, pray for Jesus, light to shine there, the Gospel to be active there, and churches to grow, etc.

\*\*\*

**Looking out the Window** — Grab a dry-erase marker, have the kids gather at the windows, and look outside. Ask the children to look for 3 things they can see out of the window to pray over. Using the dry-erase marker, write or draw these things on the window then pray over them.

\*\*\*

**Preschool Carpet Bag Prayers**— Choose an item(s) out of the carpet bag. Discuss the item and different people/things the item could represent (car—driving safely, mechanics, trips, first responders, etc) Encourage kids to “think outside the bag” and help them make connections. Pray over the people, places, and things that were discussed.

\*\*\*

**Head Shoulders Knees and Toes**—Pray through the song.

- Head (mind, imagination, thoughts, creativity)
- Shoulders (physical strength, things we might be dealing with)
- Knees (dancing, playing, jumping, etc.)
- Toes (walking and following after Jesus, standing strong in our faith)
- Eyes, ears, mouth & nose (seeing goodness, listening to Him, speaking truthful words, our senses, etc.)

**You're  
ready for  
Sunday!**

