

PREK/K Flight Plan

December 28th



Lesson	The Wiseman
Bible Passage	Luke 2:8-20; 1 Peter 1:12
Story Point	The shepherds praised God after the angel's brought them the joyful news of Jesus.
Key Passage	He is the image of the invisible God, the firstborn over all creation. For everything was created by Him, in heaven and on earth, the visible and the invisible... Colossians 1:15-16a
Big Picture Q & A	How is Jesus the perfect Messiah? Jesus perfectly revealed God the father and reveals what the prophets spoke



The Wisemen

December 28th, 2025

Story Point: The Wisemen worshipped Jesus.
Bible Passage: Matthew 2:1-12

ADVENT STORY

Before the Wisemen found Jesus, they met King Herod. God had promised the Jewish people a new king—one who would save them from their enemies. King Herod was not that king; what kind was Jesus. Herod became deeply disturbed by the news of Jesus and wanted to kill him. The wisemen went on their journey and found Jesus, following a different route to prevent King Herod from finding them. Jesus was only about two years old when the Wisemen found him and worshipped him. The Bible does not say how many Wisemen worshipped Jesus, although there are often depicted because of their three gifts—gold, frankincense, and myrrh. The Wisemen came to worship Jesus as King, the king who will rule forever—the true king who is worthy of all our worship!



Family Discussion Starters:

1. What did God put in the sky to let the Wisemen know Jesus was born? (Mat 2:2)
2. What gifts did the Wisemen give to Jesus? (Mat 2:11)
3. Where did the angel tell Joseph to take Mary and Jesus? (Mat 2:13)
4. How can we give something special to Jesus in our own lives?

He is the image of the invisible God, the firstborn over all creation. For everything was created by Him, in heaven and on earth, the visible and the invisible...
Colossians 1:15-16a

leader bible study

The wise men were magi. Their study of the stars led them to Judea to find and worship Jesus, the newborn King. Before they found Jesus, though, the wise men met King Herod. God had promised the Jewish people a new king— one who would save them from their enemies.

King Herod was not that king. Imagine how he felt when he heard about a new king in Bethlehem.

The wise men asked him, “Where is He who has been born King of the Jews?” (Matt. 2:2) The wise men unintentionally challenged Herod’s reign. Not only was Herod not a full Jew, he was not a descendant of King David. Herod was deeply disturbed by the news that this child had the birthright of being king.

As Herod’s fury grew, he gathered his chief priests and scribes to determine where Jesus had been born. Then he lied to the wise men: “When you find Him, report back to me so that I too can go and worship Him” (Matt. 2:8). What deceitfulness! The truth was, Herod did not want to worship Jesus at all; he wanted to kill Him!

The wise men continued on their journey and found Jesus. Jesus may have been about two years old when the magi found Him and worshiped Him. The Bible does not say how many magi worshiped Jesus, although three are often depicted because of their three gifts— gold, frankincense, and myrrh. God warned the wise men in a dream to avoid Herod, so they returned home by another route.

The wise men came to worship Jesus as King. Jesus is the King who will rule forever, as God promised to King David in 2 Samuel 7. Help the children you teach realize that Jesus is the true King who is worthy of all our worship.

Vision for Grace Airways
We navigate the scriptures,
training up bold disciples,
on our ongoing journey to Jesus!

Gospel—Centered Preparation:

The heart of preparation is rooted in your understanding of the gospel and your personal application of the story.

After your study ask yourself:

- How do the verse and Big Picture Question connect to this story?
- What am I excited to teach from this passage?
- The main point this week is: _____
- Where is the gospel in this story?

December Focus: Advent



Nov 30th: Isaiah's Plea *Isaiah 64:3-4, 8*

Story point: Everything God said about Jesus' birth came true.



Dec 7th: Mary's Praise *Luke 1:26-38; 46-47*

Story Point: Mary answered God with praise and a peaceful heart.



Dec 14th: Angel's and Shepherd's Praise *Luke 2:8-20; 1Peter 1:12*

Story Point: The shepherds praised God after the angel's brought them the joyful news of Jesus.



Dec 21st: Our Praise - Jesus Birth *Luke 2:1-7, Col 1:15-2.*

Story Point: Jesus loves us so much that He came to earth to save us.



Dec 28th: The Wisemen *Matt 2: 1-21*

Story Point: The Wisemen came to worship Jesus.



Co-Pilot—Included Preparation:

On a Sunday morning, the Pilot is leading everyone in our ongoing journey to Jesus— that includes both flyers and Co -Pilots! The more consistency and continuity we have between Pilots, the better we can prepare our helpers to succeed and grow! With that consistency comes the mentorship aspect for our youth volunteers in particular, and utilizing our adult co -pilots as well: sharing activities, engaging them in the morning, and encouraging their involvement.

As you prepare for the lesson, ask yourself:

- **Does my planning allow for Co-Pilot participation throughout the morning?**
- **How did I prepare my Co-Pilot to help with classroom management?**
- **What specific activities will my Co-Pilot assist with today?**
- **In what ways can I encourage my Co-Pilot?**

Engagement

- Sit with child during the story
- Playing alongside flyers
- Reengage chatty/distracted kids
- Ask to volunteer an example during discussion
- Help play to Co-Pilot's strengths

Activities

- Attendance stickers
- Timeline
- Joining in the verse and BPQ&A
- Assigned to a specific flyer
- Helping find books in the Bible
- Leading crafts & songs

Encouragement

- Thank you for stepping in there!
- You did a great job with _____.
- You really helped me while I was _____.
- Thank you for being _____'s buddy today.
- Your help really made this morning go smoothly.
- _____ was the right thing to do. You handled it well!
- I'm so glad you are here today!

Morning Routine



Stay with this order.

Adjust pictures on schedule according to your plan.

Review schedule with the children at the start of the morning.



Take Off

VBS song
Verse/BPO

5 Min

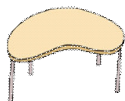


Journey

Prayer
Bible Story
God Attributes



10 Min



Flight Lab

Bible Story Activity

15 Min

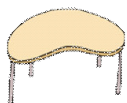


Free Play

Inside or on
playground

10 Min

At congregation last song-clean up/move inside



Pilot's Log

Prayer
Take Home Page
Settle and Review



5 Min



5 min Take Off

Celebrate & being here! Introduce the morning

Gather

As the children enter, have them gather at the TV to begin with worship/singing.

Have your co-pilot check attendance.

Song

Do a song or 2 of your choice as time allows to help children prepare for the lesson,

Key passage

Transition from singing into the Verse Song. Lead the kids with the hand motions in the video!

**He is the image of the invisible God. For everything was created
by Him, the visible and the invisible...**

Colossians 1:15-16a

Big picture question

How is Jesus the perfect Messiah?

Jesus perfectly revealed God and answers what the prophets said

Repeat the question 2-3 times for learning!

Transition to the Bible Story

Clap a simple rhythm for the children to copy, use a finger play, etc...

Set expectations for the children: "my turn to talk, your turn to listen, eyes on me, hands in your lap"

Choosing the same transition every week works super well with child and kindergarten ages.

Bible Connection Ideas

Bible FingerPlay:

1, 2 (hold up fingers) The Bible is true (hands like book), God loves me (cross arms, point to me) and God loves you (cross arms, point to class)

Bible Foundation Motions:

- The Bible is **True** (*thumbs up*)
- The Bible is How God **Speaks to Us** (*cup hands around mouth as if you were shouting*)
- The Bible is **Different** from other stories (*cross your arms and point in opposite directions*)
- The Bible points to **Jesus** (*ASL sign for Jesus*)

Fingerplay Ideas

Open Shut them:

Hold hands in front as you open and shut them while saying:

Open shut them, open shut them, give a little clap

Open shut them, open shut them, lay them in your lap.

Creep them creep them, slowly to your chin

Open wide your little mouth (pause), but do not let them in!

Active Preparing to sit and listen:

I stomp my feet, I clap my hands, I jump up from the ground.

I stomp my feet, I clap my hands, I turn myself around.

I stomp my feet , I clap my hands, I sit myself right down

I stomp my feet (*while sitting*) , I clap my hands, I do not make a sound (*finger over lips, spoken in a whisper*).



10 Min

Journey

Where we travel into God's word

Introduce the Bible Story

Use our Bible Finger play each week to transition to the Story.

- The Bible is a true book. Today's Bible story is from Matthew, another one of the Gospels in the New Testament. Our story talks about three wise men that were on a mission to bring gifts to young Jesus. **Point to the Bible story picture on their timeline.** The Bible tells us the big story of how God rescues sinners through His Son, Jesus.

Tell the Bible Story

Using the pictures, tell the Bible Story or watch the video (*This lesson is **NOT** in It's All About Jesus Bible Storybook*). Tell the story using your own words keeping eye-contact with the children.

- King Herod sent the three wise men to find Jesus because he was angry Jesus was the new king. God provided a star for the wise men to follow to find Jesus. When they arrived, they worship Jesus as King. Jesus is the King who will rule forever, as God promised. The wise men gave Jesus and his family helpful gifts of gold, frankincense, and myrrh.

Talk about the Bible Story

Show the Bible story picture as you ask the following questions.

1. **Who was the King God promised?** (Jesus)
2. **What lead the wise men to Jesus?** (The star)
3. **What gifts did the wise men give Jesus** (gold, frankincense, & myrrh)
4. **How is Jesus the perfect Messiah?** Jesus perfectly revealed God and answers what the prophets said

God's attributes- helping the children understand what God is like, shown to us in the Bible. In today's story we see that God is:

- Promise Keeper

Have a student place the story picture on the 'timeline'

Age Appropriate Bible Story

Use your own words—Trust the Holy Spirit to speak through you

Wisemen — *Matthew 2:1-21*

Long ago, God promised to send a king to save His people from their enemies. The people waited a long time for their king, and the time had finally come! God's Son, Jesus, was born in Bethlehem.

At this time, Herod was the king over the land of Judea. Was Herod the king God promised? No! Herod was a bad king.

Some wise men saw a star in the sky. It was a sign that Jesus had been born, so the wise men went to find Jesus. They came to King Herod.

"Where is the king of the Jews?" they asked. "We saw a star in the east. We want to worship the new king." King Herod was very angry. A new king? Herod was king! He asked the priests and scribes, "Where is this king supposed to be born?"

"In Bethlehem, just as the prophet said," his priests and scribes replied. Herod spoke to the wise men in secret. "Go find this child. When you find Him, come tell me where He is so I can worship Him as king, too." But Herod was lying. Herod didn't want to worship the new king; he wanted to kill Him!

The wise men followed the star to Jesus. They went into the house where Jesus was with His mother, Mary. The wise men fell to their knees and worshiped Jesus. Then they gave Jesus gifts: gold, frankincense, and myrrh.

When it was time for the wise men to go home, God warned them in a dream not to tell Herod where Jesus was. So they took a different way home. After the wise men were gone, an angel appeared to Joseph in a dream. The angel said "Get up! Take the child and His mother, flee to Egypt.

Picture Card Lesson

Use your own words—Trust the Holy Spirit to speak through you!

Wisemen — Matthew 2:1-21

Card 1: Long ago, God promised to send a king to save His people from their enemies. The people waited a long time for their king, and the time had finally come! God's Son, Jesus, was born in Bethlehem. He was the king God had promised.

Card 2: At this time, there was another king who ruled over the land of Judea. His name was Herod, and he was a bad king. He was mean to the people. Herod was not the king God promised.

Card 3: The Wisemen saw a star in sky. It was a sign that Jesus had been born. They came to King Herod and asked where Jesus, the king of the Jews was. They wanted to worship Him.

Card 4: King Herod was very angry. A new king? Herod was king! Herod asked the priests and scribes where Jesus was to be born. "In Bethlehem, just as the prophet said," they replied.

Card 5: Herod spoke to the wise men in secret. "Go find this child. When you find Him, come tell me where He is so I can worship Him as king, too." But Herod was lying. Herod didn't want to worship the new king; he wanted to kill Him!

Card 6: The Wisemen followed the star to Jesus. They went into the house where Jesus was with His mother, Mary. The Wisemen fell to their knees and worshiped Jesus. Then they gave Jesus gifts: gold, frankincense, and myrrh. These gifts helped Jesus, Mary, and Joseph travel to Egypt. Jesus is the true King who is worthy of all our worship.



Wiseman Flight Lab: JOY Scratch Art

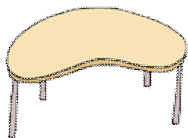
The Wisemen traveled to Bethlehem, following the star God provided, to find and worship Jesus, the promised King. When they arrived, their hearts were filled with joy as they presented Him with gifts of gold, frankincense, and myrrh. In our activity, we will express that same joy by writing the word “JOY” on gold scratch cards, reminding us that Jesus is the eternal King who fulfills God’s promises and fills our hearts with lasting joy!

Scratch Art

Give each child a scratch card. Instruct them to trace out the word “JOY”. Invite them to take their time and make a fancy or cool design. The children can do bubble letters, add doodles or other fun shapes to make the card stand out.

After they have completed their joy scratch card, let children color and trace other other scratch cards.





5 Min Pilot's Log

Where we prepare to go home

After flight lab, allow the children to play. **When congregation begins last song, move to the tables.**

Pause and settle

- Signal the end of free play, (use the time-timer to count down)
- Sing the clean-up song and guide children to clean their areas. Wash hands or use hand sanitizer if needed.
- Have children sit around the table.

ALWAYS CLOSE THE MORNING WITH PRAYER.

This is how we model incorporating prayer into their lives.

- After prayer, hand out the activity/coloring page. Direct children accordingly to complete the page. Remind children of what they can take away from today's lesson.

If a child finishes the activity/coloring page while waiting for mom and dad or is not interested, only offer options that can be completed at the table (playdough, puzzle, select a book to examine, practice the verse, etc) **Keep children at the table to maintain a calm and quiet environment for easy transition to mom and dad.**

When parents pick up their children, as appropriate share something their child enjoyed doing or did well during the morning.

Be sure that the Co-Pilots hand out the Activity sheet to each child or to parents. Have your Co-Pilot encourage parents to use this to talk to their kids about what they learned in class today.

PREK/K Prayer Extra Ideas:

Prayer Chain — in small groups, ask children for their prayer requests and have the Pilot or Co-Pilot write them on a few strips of paper. Connect strips into a chain and display our growing conversation with the Lord. Feel free to revisit old prayer requests as well.

Pointing to a Globe — Have a child or Co-Pilot spin the globe and place their finger on a country. Place a star sticker on the place(s) and pray over it as a group. We will provide a PreK/K age geography book to help guide discussion and prayer. Even if you don't know anything about the country, we can lift up the people, pray for Jesus, light to shine there, the Gospel to be active there, and churches to grow, etc.

Looking out the Window — Grab a dry-erase marker, have the kids gather at the windows, and look outside. Ask the children to look for 3 things they can see out of the window to pray over. Using the dry-erase marker, write or draw these things on the window then pray over them.

Preschool Carpet Bag Prayers— Choose an item(s) out of the carpet bag. Discuss the item and different people/things the item could represent (car—driving safely, mechanics, trips, first responders, etc) Encourage kids to “think outside the bag” and help them make connections. Pray over the people, places, and things that were discussed.

Head Shoulders Knees and Toes—Pray through the song.

- Head (mind, imagination, thoughts, creativity)
- Shoulders (physical strength, things we might be dealing with)
- Knees (dancing, playing, jumping, etc.)
- Toes (walking and following after Jesus, standing strong in our faith)
- Eyes, ears, mouth & nose (seeing goodness, listening to Him, speaking truthful words, our senses, etc.)