

PREK/K Flight Plan December 21st



Lesson	Our Praise - Jesus Birth
Bible Passage	Luke 2:1-7, Isaiah 64:4, Colossians 1:15-16a
Story Point	Jesus loves us so much that He came to Earth to save us.
Key Passage	He is the image of the invisible God, the firstborn over all creation. For everything was created by Him, in heaven and on earth, the visible and the invisible... Colossians 1:15-16a
Big Picture Q & A	How is Jesus the perfect Messiah? Jesus perfectly revealed God the father and reveals what the prophets spoke



Our Praise December 21st, 2023

Story Point: Jesus loves us so much that He came to Earth to save us.
Bible Passage: Luke 2:1-7, Isaiah 64:4, Colossians 1:15-16a

ADVENT STORY

In the Bible, we tell the story of a birth that changed everything... the birth of Jesus Christ. Jesus came to Earth to save us. He is the Son of God, born of a virgin, born without a normal father. He is the perfect Son of God, and we are all sinners. Jesus came to Earth to save us. He is the perfect Son of God, and we are all sinners. Jesus came to Earth to save us. He is the perfect Son of God, and we are all sinners.



Family Discussion Starters

1. What town was Jesus born in? (Luke 2:4)
2. Why did Mary and Joseph travel to Bethlehem? (Luke 2:5-6)
3. Who was Jesus' first visitors? (Luke 2:8, 16)
4. Why is Jesus' birth so incredible?

He is the image of the invisible God, the firstborn over all creation. For everything was created by Him, in heaven and on earth, the visible and the invisible...
Colossians 1:15-16a

leader bible study

Joy to the World! Jesus has come! The King of the Universe has come down from heaven to be laid in a manger, the humblest of baby beds. A visible form of our invisible heavenly Father- the One who said He would save us all and answered the pleas of the prophets and people.

We know this story so well, it is sometimes difficult not to let the awe and majesty of this night fade. Let us take the time to rekindle the magnificence of what this day means and all that was accomplished with the birth of this little baby.

God created our world to be perfect, but in the garden, sin entered the world so His perfect plan was broken. Our loving Father still wanted connection with His creation, so He made a covenant and gave His people the law to know Him and follow Him. The people tried and failed. The law became a list of tasks to accomplish, not a heart posture to draw them closer. God warned His people through the prophets time and again to return to Him, but they kept choosing to put other gods and other things first. There were painful consequences... exile, dispersion, conquest- the people were scattered. But, in His abounding love and mercy, He gave them hope with a promise: a Savior would come and rescue His people, connecting them back to Him. For hundreds of years, there was no word, until finally, an angel appeared to a young woman who knew the scriptures. She trusted God's plan to use her as the mother of the Messiah. When it was time, the first ones to find out about the Savior were some lowly shepherds nearby. They joyfully shared all that the angels told them with everyone they met and went back glorifying God for this good news!

This little baby fulfills all of the promises of a better way, a new covenant that would cover the cost of sin for us, and a true and personal connection to our God in heaven. The maker of heaven and earth come down to be with us, His creation, to save us from ourselves. Jesus is more than we can really know, understand, or imagine. Joy to the World! The Lord has come!

Vision for Grace Airways
We navigate the scriptures,
training up bold disciples,
on our ongoing journey to Jesus!

Gospel—Centered Preparation:

The heart of preparation is rooted in your understanding of the gospel and your personal application of the story.

After your study ask yourself:

- How do the verse and Big Picture Question connect to this story?
- What am I excited to teach from this passage?
- The main point this week is: _____
- Where is the gospel in this story?

December Focus: Advent



Nov 30th: Isaiah's Plea *Isaiah 64:3-4, 8*

Story point: Everything God said about Jesus' birth came true.



Dec 7th: Mary's Praise *Luke 1:26-38; 46-47*

Story Point: Write write write.



Dec 14th: Angel's and Shepherd's Praise *Luke 2:8-20; 1Peter 1:12*

Story Point: Write write write.



Dec 21st: Our Praise - Jesus Birth *Luke 2:1-7, Col 1:15-23*

Story Point: Jesus came and changed the world, just as God promised.



Dec 28th: The Wisemen *Matt 2: 1-21*

Story Point: The Wisemen came to worship Jesus.



Co-Pilot—Included Preparation:

On a Sunday morning, the Pilot is leading everyone in our ongoing journey to Jesus— that includes both flyers and Co -Pilots! The more consistency and continuity we have between Pilots, the better we can prepare our helpers to succeed and grow! With that consistency comes the mentorship aspect for our youth volunteers in particular, and utilizing our adult co -pilots as well: sharing activities, engaging them in the morning, and encouraging their involvement.

As you prepare for the lesson, ask yourself:

- **Does my planning allow for Co-Pilot participation throughout the morning?**
- **How did I prepare my Co-Pilot to help with classroom management?**
- **What specific activities will my Co-Pilot assist with today?**
- **In what ways can I encourage my Co-Pilot?**

Engagement

- Sit with child during the story
- Playing alongside flyers
- Reengage chatty/distracted kids
- Ask to volunteer an example during discussion
- Help play to Co-Pilot's strengths

Activities

- Attendance stickers
- Timeline
- Joining in the verse and BPQ&A
- Assigned to a specific flyer
- Helping find books in the Bible
- Leading crafts & songs

Encouragement

- Thank you for stepping in there!
- You did a great job with _____.
- You really helped me while I was _____.
- Thank you for being _____'s buddy today.
- Your help really made this morning go smoothly.
- _____ was the right thing to do. You handled it well!
- I'm so glad you are here today!

Morning Routine



Stay with this order.

Adjust pictures on schedule according to your plan.

Review schedule with the children at the start of the morning.



Take Off

VBS song
Verse/BPO

5 Min

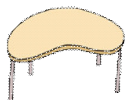


Journey

Prayer
Bible Story
God Attributes



10 Min



Flight Lab

Bible Story Activity

15 Min

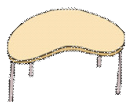


Free Play

Inside or on
playground

10 Min

At congregation last song—clean up/move inside



Pilot's Log

Prayer
Take Home Page
Settle and Review



5 Min



5 min Take Off

Celebrate & being here! Introduce the morning

Gather

As the children enter, have them gather at the TV to begin with worship/singing.

Have your co-pilot check attendance.

Song

Do a song or 2 of your choice as time allows to help children prepare for the lesson,

Key passage

Transition from singing into the Verse Song. Lead the kids with the hand motions in the video!

“Trust in the Lord with all your heart, and do not rely on your own understanding” - Proverbs 3:5

Big picture question

What does it mean to sin?

To sin is to go against God and His commands

Repeat the question 2-3 times for learning!

Transition to the Bible Story

Clap a simple rhythm for the children to copy, use a finger play, etc...

Set expectations for the children: “my turn to talk, your turn to listen, eyes on me, hands in your lap”

Choosing the same transition every week works super well with child and kindergarten ages.

Bible Connection Ideas

Bible FingerPlay:

1, 2 (hold up fingers) The Bible is true (hands like book), God loves me (cross arms, point to me) and God loves you (cross arms, point to class)

Bible Foundation Motions:

- The Bible is **True** (*thumbs up*)
- The Bible is How God **Speaks to Us** (*cup hands around mouth as if you were shouting*)
- The Bible is **Different** from other stories (*cross your arms and point in opposite directions*)
- The Bible points to **Jesus** (*ASL sign for Jesus*)

Fingerplay Ideas

Open Shut them:

Hold hands in front as you open and shut them while saying:

Open shut them, open shut them, give a little clap

Open shut them, open shut them, lay them in your lap.

Creep them creep them, slowly to your chin

Open wide your little mouth (pause), but do not let them in!

Active Preparing to sit and listen:

I stomp my feet, I clap my hands, I jump up from the ground.

I stomp my feet, I clap my hands, I turn myself around.

I stomp my feet , I clap my hands, I sit myself right down

I stomp my feet (*while sitting*) , I clap my hands, I do not make a sound (*finger over lips, spoken in a whisper*).



10 Min

Journey

Where we travel into God's word

Introduce the Bible Story

Use our Bible Finger play each week to transition to the Story.

- We know that the Bible is God's Word, and it is true. Our true story today comes from the Book of Joshua.

Point to the Bible story picture on their timeline. The Bible tells us the big story of how God rescues sinners through His Son, Jesus.

Tell the Bible Story

Using the pictures, tell the Bible Story or watch the video (*This lesson is on **pages 155-157** in It's All About Jesus Bible Storybook*). Tell the story using your own words keeping eye-contact with the children.

- Mary and Joseph traveled a long way to the town of Bethlehem. When they arrived, they found a place where animals were kept and Mary gave birth to Jesus. **Jesus loves us so much that He came to Earth to save us.** Jesus is God's son, the promised King. He would grow up and live a perfect life, spreading God's love to everyone.

Talk about the Bible Story

Show the Bible story picture as you ask the following questions.

1. **What town was Jesus born in?** (Bethlehem)
 2. **Why did Jesus come to earth?** (Because God loves us)
 3. **What are somethings that are visible?** (flowers, trees, & people)
 4. **What are something that are invisible?** (wind, breath, & sound)
 5. **Did God make visible or invisible things?** (both!)
- 5. How is Jesus the perfect Messiah?** *Jesus perfectly revealed God and answers what the prophets said*

God's attributes- helping the children understand what God is like, shown to us in the Bible. In today's story we see that God is:

- Promise Keeper

Have a student place the story picture on the 'timeline'

Age Appropriate Bible Story

Use your own words—Trust the Holy Spirit to speak through you

Our Praise - Jesus was Born — Luke 2:1-7

Mary and Joseph lived in Nazareth. During the time Mary was pregnant, the ruler of Rome announced that everyone needed to be registered in their hometown. Joseph and Mary traveled to Bethlehem.

While they were there, the time came for Mary to have her baby. Mary and Joseph looked for a safe place to stay. They went to one house, but they had no room. They went to another and it was also full. There was no place to stay.

So Mary and Joseph continued to look. Mary was going to have the baby soon! They found a place where animals were kept, and that is where Mary had her baby. Joseph named Him Jesus.

That night, lots of angels appeared to shepherds who were watching their sheep in the fields near Bethlehem. The glory of the Lord shone in the sky and the angels told the shepherds that the Messiah, Jesus, was born! The angels praised God and the shepherds went and worshiped Jesus.

Remember when we learned about Isaiah the prophet. He talked about how everything was created by God, both the visible and the invisible. Jesus being born was a visible sign of God's love for us. God sent His son, Jesus, to earth for us!

Picture Card Lesson

Use your own words—Trust the Holy Spirit to speak through you!

Our Praise - Jesus was Born — Luke 2:1-7

Card 1: Mary and Joseph lived in Nazareth. During the time Mary was pregnant, the ruler of Rome announced that everyone needed to be registered in their hometown. Joseph and Mary traveled to a city Bethlehem.

Card 2: While they were there, the time came for Mary to have her baby. Mary and Joseph looked for a safe place to stay. All the houses were full. There was no place to stay.

Card 3: Mary and Joseph continued to look. Mary was going to have the baby soon! They finally found a place where animals were kept, and that is where Mary had her baby. Joseph named Him Jesus.

Card 4: That night, lots of angels appeared to shepherds who were watching their sheep in the fields near Bethlehem. The glory of the Lord shone in the sky and the angels told the shepherds that the Messiah, Jesus, was born! The angels praised God and the shepherds went and worshiped Jesus.

Card 5: Remember when we learned about Isaiah the prophet. He talked about how everything was created by God, both the visible and the invisible.

Card 6: Jesus being born was a visible sign of God's love for us. God sent His son, Jesus, to earth from heaven. Jesus came into the world to save people from their sins and to be their King.



Our Praise Flight Lab

The Visible and the Invisible Pottery

1. In Isaiah 64:8, we talked about how God is like a Potter- holding us and molding us like clay. We created this pot to remind us that we are the work of His hands! Now we're going to decorate it and make it unique just like we are.
"For everything was created by Him, in heaven and on earth, the visible and the invisible." We are also going to decorate our pots in a visible and an invisible way.
2. Starting with the visible, we are going to use markers and paint pens to create designs and color our pots. We want to see our visible creations easily!
3. While we wait a few minutes for our pots to dry, we are going to do a quick "Would You Rather" brain break to get kids moving.
4. After the "Would You Rather," return to the dry pots. Now we will focus on the invisible. Everyone will get a q-tip and glow-in-the-dark paint. Using the q-tip: paint a pattern, dots, and lines on the pot.
5. While we wait for the paint to dry, play a round or two of Boundary-ball.
6. After the glow-in-the-dark paint is dry, turn out the lights and close the curtains, making the room as dark as possible. Have the children gather around, using the black lights to charge their pots. After the pots are glowing, observe the invisible!
7. Wow! Joy to the World! Jesus- the Messiah- the one who was there when things were made and created, both the visible and invisible, came to earth to save US!





Our Praise Flight Lab

Would You Rather

Have the kids gather in the middle of the room. Designate each side of the room (A or B) to match the first or second part of the question. Have the kids move to the side of the room that matches their answer. Let's get moving!

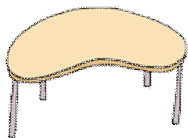
Would you rather...

1. Spend the entire day drinking hot chocolate or eating freshly baked cookies?
2. Make snow angels or have a snowball fight with your family?
3. Sing Christmas carols or dance at a Christmas party?
4. Be a polar bear or a penguin?
5. Look at Christmas lights or watch Christmas movies?
6. Go ice skating or sledding?
7. Live in a gingerbread house or live in a snow globe?
8. Have icicles for hair or a carrot for your nose?
9. Have everything you touch turn into snow or everything you touch turn into frosting?
10. Have snow that smells like candy canes or Christmas ornaments that glow-in-the-dark.
11. Build a tiny snowman or a giant gingerbread man?
12. Eat mashed potatoes with chocolate sauce or turkey with candy cane gravy?



Our Praise Flight Lab Boundary Ball

1. Mark a tape line on the floor at one end of the room. Give each kid a foam ball or tennis ball. Mark the balls with kids' initials or names on the ball with an Expo Marker, to help them keep track of the ball.
2. Each kid will stand about 10 feet away and throw the ball underhanded (roll, toss, or bounce) toward the tape line. Explain that kids should aim for the ball to stop close to the line without going over.
3. Identify the winner. If time allows, allow kids to collect their balls and play again.
4. It's almost Christmas! Pretend that this line is Christmas Day, but we're not there yet. Try and get your ball as close to Christmas as you can without going past it!



5 Min Pilot's Log

Where we prepare to go home

After flight lab, allow the children to play. **When congregation begins last song, move to the tables.**

Pause and settle

- Signal the end of free play, (use the time-timer to count down)
- Sing the clean-up song and guide children to clean their areas. Wash hands or use hand sanitizer if needed.
- Have children sit around the table.

ALWAYS CLOSE THE MORNING WITH PRAYER.

This is how we model incorporating prayer into their lives.

- After prayer, hand out the activity/coloring page. Direct children accordingly to complete the page. Remind children of what they can take away from today's lesson.

If a child finishes the activity/coloring page while waiting for mom and dad or is not interested, only offer options that can be completed at the table (playdough, puzzle, select a book to examine, practice the verse, etc) **Keep children at the table to maintain a calm and quiet environment for easy transition to mom and dad.**

When parents pick up their children, as appropriate share something their child enjoyed doing or did well during the morning.

Be sure that the Co-Pilots hand out the Activity sheet to each child or to parents. Have your Co-Pilot encourage parents to use this to talk to their kids about what they learned in class today.

PREK/K Prayer Extra Ideas:

Prayer Chain — in small groups, ask children for their prayer requests and have the Pilot or Co-Pilot write them on a few strips of paper. Connect strips into a chain and display our growing conversation with the Lord. Feel free to revisit old prayer requests as well.

Pointing to a Globe — Have a child or Co-Pilot spin the globe and place their finger on a country. Place a star sticker on the place(s) and pray over it as a group. We will provide a PreK/K age geography book to help guide discussion and prayer. Even if you don't know anything about the country, we can lift up the people, pray for Jesus, light to shine there, the Gospel to be active there, and churches to grow, etc.

Looking out the Window — Grab a dry-erase marker, have the kids gather at the windows, and look outside. Ask the children to look for 3 things they can see out of the window to pray over. Using the dry-erase marker, write or draw these things on the window then pray over them.

Preschool Carpet Bag Prayers— Choose an item(s) out of the carpet bag. Discuss the item and different people/things the item could represent (car—driving safely, mechanics, trips, first responders, etc) Encourage kids to “think outside the bag” and help them make connections. Pray over the people, places, and things that were discussed.

Head Shoulders Knees and Toes—Pray through the song.

- Head (mind, imagination, thoughts, creativity)
- Shoulders (physical strength, things we might be dealing with)
- Knees (dancing, playing, jumping, etc.)
- Toes (walking and following after Jesus, standing strong in our faith)
- Eyes, ears, mouth & nose (seeing goodness, listening to Him, speaking truthful words, our senses, etc.)