

PREK/K Flight Plan December 14th



Lesson	Angel's and Shepherd's Praise
Bible Passage	Luke 2:8-20; 1 Peter 1:12
Story Point	The shepherds praised God after the angel's brought them the joyful news of Jesus.
Key Passage	He is the image of the invisible God, the firstborn over all creation. For everything was created by Him, in heaven and on earth, the visible and the invisible... Colossians 1:15-16a
Big Picture Q & A	How is Jesus the perfect Messiah? Jesus perfectly revealed God the father and reveals what the prophets spoke



Angels' & Shepherds' Praise December 14th, 2025

Story Point: The shepherds praised God after the angel's brought them the joyful news of Jesus.
Bible Passage: Luke 2:8-20

ADVENT STORY

As the shepherds looked their flocks in the fields near Bethlehem, an angel of the Lord appeared to them. The angel said to them, "Don't be afraid, for I have brought you good news of great joy that will be for all the people (Luke 2:10). The great joy the angel described was baby Jesus, King of Israel, a King born in a stable. A multitude of angels then came glorifying God. The shepherds heard things just as God and they praised. This announcement identified Jesus as the Son, the long-awaited Messiah, and just after seeing Jesus, they went and spread the news about everything they had been told. Those the shepherds told were amazed! The shepherds went back to their flocks, only now they glorified and praised God and all that they had heard, seen, and experienced!



Family Discussion Starters:

1. Who were the first people to know about Jesus' birth? (Luke 2:10)
2. What did the shepherds do when they were told about Jesus? (Luke 2:14)
3. After the shepherds told people about Jesus, how did those people respond? (Luke 2:16)
4. What did the shepherds do after spreading the good news? (Luke 2:20)

He is the image of the invisible God, the firstborn over all creation. For everything was created by Him, in heaven and on earth, the visible and the invisible.
Colossians 1:15-16a

leader bible study

It has been hundreds of years since the prophets spoke for God to the people of Israel. That is a long time of waiting and silence. The people are not even free or ruling themselves! They are under the rule of the Roman Empire, waiting to be rescued as God promised so long ago.

That night, shepherds (a lowly “rank” among the people who were not admired or respected by the general public) were visited by an angel! The angel told them not to be afraid because they had good news.

After all of the silence and waiting, it was finally time. All of the prophecies, all of the promises, all of the displacement and loss the people of Israel had endured all culminated to this: a Savior had finally come! A little baby was born among the livestock and would save the people.

An entire multitude of angels joined them and praised God. What a terrifyingly magnificent sight! After the angels went back up into heaven, the shepherds wanted to see what the angels had told them about. They left their sheep and went to Bethlehem where they found Mary, Joseph, & little baby Jesus just like they were told. God had fulfilled His promise, He sent His son, a Messiah.

The Shepherds were filled with joy just as the angels had been and wanted to share the amazing news that the time of silence was over, that the Lord had come, and the people were saved. They told everyone they could and whoever heard the news was amazed! The shepherds returned to their flocks praising God and glorifying Him for His goodness. God is SO good and worthy of our praise!

Vision for Grace Airways
We navigate the scriptures,
training up bold disciples,
on our ongoing journey to Jesus!

Gospel—Centered Preparation:

The heart of preparation is rooted in your understanding of the gospel and your personal application of the story.

After your study ask yourself:

- How do the verse and Big Picture Question connect to this story?
- What am I excited to teach from this passage?
- The main point this week is: _____
- Where is the gospel in this story?

December Focus: Advent



Nov 30th: Isaiah's Plea *Isaiah 64:3-4, 8*

Story point: Everything God said about Jesus' birth came true.



Dec 7th: Mary's Praise *Luke 1:26-38; 46-47*

Story Point: Write write write.



Dec 14th: Angel's and Shepherd's Praise *Luke 2:8-20; 1Peter 1:12*

Story Point: Write write write.



Dec 21st: Our Praise - Jesus Birth *Luke 2:1-7, Col 1:15-23*

Story Point: Jesus came and changed the world, just as God promised.



Dec 28th: The Wisemen *Matt 2: 1-21*

Story Point: The Wisemen came to worship Jesus.



Co-Pilot—Included Preparation:

On a Sunday morning, the Pilot is leading everyone in our ongoing journey to Jesus— that includes both flyers and Co -Pilots! The more consistency and continuity we have between Pilots, the better we can prepare our helpers to succeed and grow! With that consistency comes the mentorship aspect for our youth volunteers in particular, and utilizing our adult co -pilots as well: sharing activities, engaging them in the morning, and encouraging their involvement.

As you prepare for the lesson, ask yourself:

- **Does my planning allow for Co-Pilot participation throughout the morning?**
- **How did I prepare my Co-Pilot to help with classroom management?**
- **What specific activities will my Co-Pilot assist with today?**
- **In what ways can I encourage my Co-Pilot?**

Engagement

- Sit with child during the story
- Playing alongside flyers
- Reengage chatty/distracted kids
- Ask to volunteer an example during discussion
- Help play to Co-Pilot's strengths

Activities

- Attendance stickers
- Timeline
- Joining in the verse and BPQ&A
- Assigned to a specific flyer
- Helping find books in the Bible
- Leading crafts & songs

Encouragement

- Thank you for stepping in there!
- You did a great job with _____.
- You really helped me while I was _____.
- Thank you for being _____'s buddy today.
- Your help really made this morning go smoothly.
- _____ was the right thing to do. You handled it well!
- I'm so glad you are here today!

Morning Routine



Stay with this order.

Adjust pictures on schedule according to your plan.

Review schedule with the children at the start of the morning.



Take Off

VBS song
Verse/BPO

5 Min

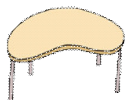


Journey

Prayer
Bible Story
God Attributes



10 Min



Flight Lab

Bible Story Activity

15 Min

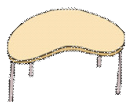


Free Play

Inside or on
playground

10 Min

At congregation last song-clean up/move inside



Pilot's Log

Prayer
Take Home Page
Settle and Review



5 Min



5 min Take Off

Celebrate & being here! Introduce the morning

Gather

As the children enter, have them gather at the TV to begin with worship/singing.

Have your co-pilot check attendance.

Song

Do a song or 2 of your choice as time allows to help children prepare for the lesson,

Key passage

Transition from singing into the Verse Song. Lead the kids with the hand motions in the video!

He is the image of the invisible God. For everything was created by Him, the visible and the invisible...

Colossians 1:15-16a

Big picture question

How is Jesus the perfect Messiah?

Jesus perfectly revealed God and answers what the prophets said

Repeat the question 2-3 times for learning!

Transition to the Bible Story

Clap a simple rhythm for the children to copy, use a finger play, etc...

Set expectations for the children: "my turn to talk, your turn to listen, eyes on me, hands in your lap"

Choosing the same transition every week works super well with child and kindergarten ages.

Bible Connection Ideas

Bible FingerPlay:

1, 2 (hold up fingers) The Bible is true (hands like book), God loves me (cross arms, point to me) and God loves you (cross arms, point to class)

Bible Foundation Motions:

- The Bible is **True** (*thumbs up*)
- The Bible is How God **Speaks to Us** (*cup hands around mouth as if you were shouting*)
- The Bible is **Different** from other stories (*cross your arms and point in opposite directions*)
- The Bible points to **Jesus** (*ASL sign for Jesus*)

Fingerplay Ideas

Open Shut them:

Hold hands in front as you open and shut them while saying:

Open shut them, open shut them, give a little clap

Open shut them, open shut them, lay them in your lap.

Creep them creep them, slowly to your chin

Open wide your little mouth (pause), but do not let them in!

Active Preparing to sit and listen:

I stomp my feet, I clap my hands, I jump up from the ground.

I stomp my feet, I clap my hands, I turn myself around.

I stomp my feet , I clap my hands, I sit myself right down

I stomp my feet (*while sitting*) , I clap my hands, I do not make a sound (*finger over lips, spoken in a whisper*).



10 Min

Journey

Where we travel into God's word

Introduce the Bible Story

Use our Bible Finger play each week to transition to the Story.

- We know that the Bible is God's Word, and it is true. Today's story is from Luke, one of the Gospel's in the New Testament. **Point to the Bible story picture on their timeline.** The Bible tells us the big story of how God rescues sinners through His Son, Jesus.

Tell the Bible Story

Using the pictures, tell the Bible Story or watch the video (*This lesson is **NOT** in It's All About Jesus Bible Storybook*). Tell the story using your own words keeping eye-contact with the children.

- When the angels appeared to the shepherds in their field, they were shocked! **The angel's brought them the joyful news of Jesus and the shepherds they praised God!** The news of Jesus' birth was amazing news and the shepherd's couldn't help but thank God.

Talk about the Bible Story

Show the Bible story picture as you ask the following questions.

1. **Who were the first people to know Jesus was born?** (The shepherds)
2. **Where were the shepherds?** (They were out in the fields watching over their flocks of sheep)
3. **What did the Shepherds do after they saw baby Jesus?** (They left praising God and went to tell others about Jesus)
4. **How is Jesus the perfect Messiah?** Jesus perfectly revealed God and answers what the prophets said

God's attributes- helping the children understand what God is like, shown to us in the Bible. In today's story we see that God is:

- Promise Keeper

Have a student place the story picture on the 'timeline'

Age Appropriate Bible Story

Use your own words—Trust the Holy Spirit to speak through you

Angel's and Shepherd's Praise — Luke 2:8-20

Mary and Joseph traveled to Bethlehem and stayed in a place where animals were kept. Mary gave birth to Jesus. He was the Messiah, the special King God promised.

That night, some shepherds were watching over their sheep in the fields near Bethlehem. Suddenly, an angel stood before them and the glory of the Lord shone around them. The angel said, "I have very good news for you and for all the people: Today a Savior, who is the Messiah and the Lord, was born for you in the city of David." Then the angel said, "You will find a baby wrapped tightly in cloth and lying in a manger."

Suddenly, a whole army of angels appeared, praising God. The angels all said "Glory to God in the highest heaven, and peace on earth to people He favors!"

The shepherds went straight to Bethlehem to find Baby Jesus. They found Mary and Joseph, and the baby who was lying in the feeding trough, just as the angel had told them.

The shepherds were amazed! They returned to the town telling everyone about Jesus' birth. They then went back to their fields, praising God because everything had happened just as the angel had said.

Picture Card Lesson

Use your own words—Trust the Holy Spirit to speak through you!

Angel's and Shepherd's Praise — Luke 2:8-20

Card 1: Mary and Joseph lived in Nazareth. During the time Mary was pregnant, the ruler of Rome announced that everyone needed to be registered in their hometown. Joseph and Mary traveled to a city called Bethlehem.

Card 2: While they were there, the time came for Mary to have her baby. Mary and Joseph looked for a safe place to stay. All the houses were full. There was no place to stay.

Card 3: Mary and Joseph continued to look. Mary was going to have the baby soon! They finally found a place where animals were kept, and that is where Mary had her baby. Joseph named Him Jesus.

Card 4: That night, lots of angels appeared to shepherds who were watching their sheep in the fields near Bethlehem. The glory of the Lord shone in the sky and the angels told the shepherds that the Messiah, Jesus, was born! The angels praised God, and the shepherds went and worshiped Jesus.

Card 5: Remember when we learned about Isaiah the prophet. He talked about how everything was created by God, both the visible and the invisible.

Card 6: Jesus being born was a visible sign of God's love for us. God sent His son, Jesus, to earth from heaven. Jesus came into the world to save people from their sins and to be their King.



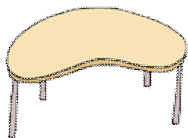
Angels' & Shepherds' Praise Flight Lab

Luminary Bags

After receiving the news of Jesus' birth, and the angels left them, the shepherds went straight to Bethlehem to see the new Messiah! They found Jesus lying in a manger, exactly as the angels said they would! Quickly they started spreading the news throughout the town of all they had seen and heard. The shepherds returned - praising and glorifying God for sending His son, the Messiah, as Isaiah said He would! "Joy to the world, the Lord is come!" Just as the shepherds spread the joy of Jesus' birth and glorified God for being a promise-keeper, we can "light" our lanterns and share it's glow to represent the good news of Jesus with others.

1. Each child will receive a hole punch, a paper bag, and a tea light.
2. Use the hole punch to create a design on the paper bag. You can make a pattern or randomly punch holes in the bag. Leave enough space between each hole to avoid tearing the paper.
3. If you want to add designs to your luminaries, you can decorate them with markers, crayons, or colored pencils.
4. Once your luminaries are decorated, it's time to add light. Place the lights inside the bag and turn them on!





5 Min Pilot's Log

Where we prepare to go home

After flight lab, allow the children to play. **When congregation begins last song, move to the tables.**

Pause and settle

- Signal the end of free play, (use the time-timer to count down)
- Sing the clean-up song and guide children to clean their areas. Wash hands or use hand sanitizer if needed.
- Have children sit around the table.

ALWAYS CLOSE THE MORNING WITH PRAYER.

This is how we model incorporating prayer into their lives.

- After prayer, hand out the activity/coloring page. Direct children accordingly to complete the page. Remind children of what they can take away from today's lesson.

If a child finishes the activity/coloring page while waiting for mom and dad or is not interested, only offer options that can be completed at the table (playdough, puzzle, select a book to examine, practice the verse, etc) **Keep children at the table to maintain a calm and quiet environment for easy transition to mom and dad.**

When parents pick up their children, as appropriate share something their child enjoyed doing or did well during the morning.

Be sure that the Co-Pilots hand out the Activity sheet to each child or to parents. Have your Co-Pilot encourage parents to use this to talk to their kids about what they learned in class today.

PREK/K Prayer Extra Ideas:

Prayer Chain — in small groups, ask children for their prayer requests and have the Pilot or Co-Pilot write them on a few strips of paper. Connect strips into a chain and display our growing conversation with the Lord. Feel free to revisit old prayer requests as well.

Pointing to a Globe — Have a child or Co-Pilot spin the globe and place their finger on a country. Place a star sticker on the place(s) and pray over it as a group. We will provide a PreK/K age geography book to help guide discussion and prayer. Even if you don't know anything about the country, we can lift up the people, pray for Jesus, light to shine there, the Gospel to be active there, and churches to grow, etc.

Looking out the Window — Grab a dry-erase marker, have the kids gather at the windows, and look outside. Ask the children to look for 3 things they can see out of the window to pray over. Using the dry-erase marker, write or draw these things on the window then pray over them.

Preschool Carpet Bag Prayers— Choose an item(s) out of the carpet bag. Discuss the item and different people/things the item could represent (car—driving safely, mechanics, trips, first responders, etc) Encourage kids to “think outside the bag” and help them make connections. Pray over the people, places, and things that were discussed.

Head Shoulders Knees and Toes—Pray through the song.

- Head (mind, imagination, thoughts, creativity)
- Shoulders (physical strength, things we might be dealing with)
- Knees (dancing, playing, jumping, etc.)
- Toes (walking and following after Jesus, standing strong in our faith)
- Eyes, ears, mouth & nose (seeing goodness, listening to Him, speaking truthful words, our senses, etc.)