

PREK/K Flight Plan December 7th



Lesson	Mary's Praise
Bible Passage	Luke 1:26-38, 46-47
Story Point	Mary answered God with praise and a peaceful heart.
Key Passage	He is the image of the invisible God, the firstborn over all creation. For everything was created by Him, in heaven and on earth, the visible and the invisible... Colossians 1:15-16a
Big Picture Q & A	How is Jesus the perfect Messiah? Jesus perfectly revealed God the father and reveals what the prophets spoke



Mary's Praise December 7th, 2025

Story Point: Mary answered God with praise and a peaceful heart.

Bible Passage: Luke 1:26-38, 46-47

ADVENT STORY

One day, God sent an angel to visit a young virgin named Mary. The angel said to Mary, "Greetings! You have found favor with God, and you will soon have a child and give birth to a son. Mary was afraid and puzzled, but the angel told her that Mary said 'I will do it' and that Mary had the son going to be born and called Jesus. Mary and the angel would call the baby Jesus. This baby would be the peace he would be the God's Son and would come. Mary asked the angel, 'How can this happen?' The angel replied, 'The Holy Spirit will come, and a miracle will happen. The baby will be God's Son. During a night, several pregnant women could have caused Mary to worry, but she remained calm because she trusted in God. Mary sang a song of praise, praising God and thanking Him. Mary was at peace and worshiped God because the coming of the promised Savior!'



Family Discussion Starters:

1. What did the angel say the name of Mary's baby would be? (Luke 1:31)
2. How did Mary praise God? (Luke 1:46-55)
3. Share about a difficult thing God asked you to do. How did God equip you for the task?

"He is the image of the invisible God, the firstborn over all creation. For everything was created by Him, in heaven and on earth, the visible and the invisible." Colossians 1:15-16a

leader bible study

People had been waiting a long time for Jesus. The prophets told of His coming hundreds of years before His birth. God was working out His plan to bring His people back to Himself.

The angel Gabriel's announcement to Mary surprised her! By His grace, God chose Mary to be the mother of Jesus. The angel's message revealed much about this promised child. First, He would be great in both being and nature. He would be the Son of the Most High. Jesus is the Son of God, and the Lord God promised to give Him the throne of His father David. These words directly fulfilled the prophecy given to David in 2 Samuel 7:12-16. He would reign and His kingdom would have no end. The news that Jesus was coming into the world was good news because of why He was coming. An angel also revealed Jesus' purpose, fulfilling the prophecy in Isaiah 7:14, to Joseph, "He will save His people from their sins." Jesus is more than a savior, He's an answer to promises, a connection to the Father, a visible form of our invisible God- He is **more**!

After the angel Gabriel told Mary that her cousin, Elizabeth, was pregnant too, Mary hurried to see her. Mary traveled nearly one hundred miles to see Elizabeth, and her arrival brought great joy to both Elizabeth and Elizabeth's unborn baby. In the presence of the unborn Messiah, John leaped in Elizabeth's womb. Elizabeth was filled with the Holy Spirit, and she said, "Mary, you are blessed!"

Mary's response to Gabriel's words and Elizabeth's declaration is marked by her trust in God. Mary's song of praise reflects her knowledge of God's Word and her understanding of who God is- His greatness and holiness along with an understanding of what Jesus means in terms of God's covenants and promises.

The announcement of Jesus' birth is not the beginning of the gospel; God had been planning for this moment since before the beginning of time. Mary worshiped God because the coming of the promised Savior was good news! As you teach, remind kids that people had been waiting hundreds of years for the Messiah and Jesus is the answer to the promise God made to His people.

Vision for Grace Airways
We navigate the scriptures,
training up bold disciples,
on our ongoing journey to Jesus!

Gospel—Centered Preparation:

The heart of preparation is rooted in your understanding of the gospel and your personal application of the story.

After your study ask yourself:

- How do the verse and Big Picture Question connect to this story?
- What am I excited to teach from this passage?
- The main point this week is: _____
- Where is the gospel in this story?

December Focus: Advent



Nov 30th: Isaiah's Plea *Isaiah 64:3-4, 8*

Story point: Everything God said about Jesus' birth came true.



Dec 7th: Mary's Praise *Luke 1:26-38; 46-47*

Story Point: Write write write.



Dec 14th: Angel's and Shepherd's Praise *Luke 2:8-20; 1Peter 1:12*

Story Point: Write write write.



Dec 21st: Our Praise - Jesus Birth *Luke 2:1-7, Col 1:15-23*

Story Point: Jesus came and changed the world, just as God promised.



Dec 28th: The Wisemen *Matt 2: 1-21*

Story Point: The Wisemen came to worship Jesus.



Co-Pilot—Included Preparation:

On a Sunday morning, the Pilot is leading everyone in our ongoing journey to Jesus— that includes both flyers and Co -Pilots! The more consistency and continuity we have between Pilots, the better we can prepare our helpers to succeed and grow! With that consistency comes the mentorship aspect for our youth volunteers in particular, and utilizing our adult co -pilots as well: sharing activities, engaging them in the morning, and encouraging their involvement.

As you prepare for the lesson, ask yourself:

- Does my planning allow for Co-Pilot participation throughout the morning?
- How did I prepare my Co-Pilot to help with classroom management?
- What specific activities will my Co-Pilot assist with today?
- In what ways can I encourage my Co-Pilot?

Engagement

- Sit with child during the story
- Playing alongside flyers
- Reengage chatty/distracted kids
- Ask to volunteer an example during discussion
- Help play to Co-Pilot's strengths

Activities

- Attendance stickers
- Timeline
- Joining in the verse and BPQ&A
- Assigned to a specific flyer
- Helping find books in the Bible
- Leading crafts & songs

Encouragement

- Thank you for stepping in there!
- You did a great job with _____.
- You really helped me while I was _____.
- Thank you for being _____'s buddy today.
- Your help really made this morning go smoothly.
- _____ was the right thing to do. You handled it well!
- I'm so glad you are here today!

Morning Routine



Stay with this order.

Adjust pictures on schedule according to your plan.

Review schedule with the children at the start of the morning.



Take Off
VBS song
Verse/BPQ

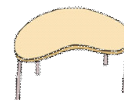
5 Min



Journey
Prayer
Bible Story
God Attributes



10 Min



Flight Lab
Bible Story Activity

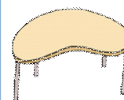
15 Min



Free Play
Inside or on
playground

10 Min

At congregation last song—clean up/move inside



Pilot's Log
Prayer
Take Home Page
Settle and Review



5 Min



5 min Take Off

Celebrate & being here! Introduce the morning

Gather

As the children enter, have them gather at the TV to begin with worship/singing.

Have your co-pilot check attendance.

Song

Do a song or 2 of your choice as time allows to help children prepare for the lesson,

Key passage

Transition from singing into the Verse Song. Lead the kids with the hand motions in the video!

He is the image of the invisible God. For everything was created by Him, the visible and the invisible...

Colossians 1:15-16a

Big picture question

How is Jesus the perfect Messiah?

Jesus perfectly revealed God and answers what the prophets said

Repeat the question 2-3 times for learning!

Transition to the Bible Story

Clap a simple rhythm for the children to copy, use a finger play, etc...
Set expectations for the children: "my turn to talk, your turn to listen, eyes on me, hands in your lap"

Choosing the same transition every week works super well with child and kindergarten ages.

Bible Connection Ideas

Bible FingerPlay:

1, 2 (hold up fingers) The Bible is true (hands like book), God loves me (cross arms, point to me) and God loves you (cross arms, point to class)

Bible Foundation Motions:

- The Bible is **True** (*thumbs up*)
- The Bible is How God **Speaks to Us** (*cup hands around mouth as if you were shouting*)
- The Bible is **Different** from other stories (*cross your arms and point in opposite directions*)
- The Bible points to **Jesus** (*ASL sign for Jesus*)

Fingerplay Ideas

Open Shut them:

Hold hands in front as you open and shut them while saying:

Open shut them, open shut them, give a little clap

Open shut them, open shut them, lay them in your lap.

Creep them creep them, slowly to your chin

Open wide your little mouth (pause), but do not let them in!

Active Preparing to sit and listen:

I stomp my feet, I clap my hands, I jump up from the ground.

I stomp my feet, I clap my hands, I turn myself around.

I stomp my feet, I clap my hands, I sit myself right down

I stomp my feet (*while sitting*), I clap my hands, I do not make a sound (*finger over lips, spoken in a whisper*).



10 Min Journey

Where we travel into God's word

Introduce the Bible Story

Use our Bible Finger play each week to transition to the Story.

- What happens in today's Bible story sounds impossible, but it really happened. God's words are in the Bible, and all God's words are true. **Point to the Bible story picture on their timeline.** The Bible tells us the big story of how God rescues sinners through His Son, Jesus.

Tell the Bible Story

Using the pictures, tell the Bible Story or watch the video (*This lesson is on pages 153-154 in the It's All About Jesus Bible Storybook*). Tell the story using your own words keeping eye-contact with the children.

- God chose Mary to be the mother of His son, Jesus. This was a very special role for Mary. She may have been scared or overwhelmed. But **Mary answered God with praise and a peaceful heart.** She knew that God was powerful and was grateful that God chose her for this important role.

Talk about the Bible Story

Show the Bible story picture as you ask the following questions.

1. **Who appeared to Mary?** (Gabriel the angel)
2. **What did the angel tell Mary?** (She would give birth to Jesus)
3. **Who was Jesus?** (Jesus was God's son, the promised King!)
4. **What did Mary do?** (she praised God)
5. **How is Jesus the perfect Messiah?** Jesus perfectly revealed God and answers what the prophets said

Age Appropriate Bible Story

Use your own words—Trust the Holy Spirit to speak through you

Mary's Praise — Luke 1:26-38, 46-47

One day, God sent an angel named Gabriel to a town in Galilee called Nazareth. The angel went to visit a young woman named Mary. She was engaged to be married to Joseph.

The angel said to Mary, "Rejoice! You have found favor with God. He is with you." Mary was very afraid and puzzled. Why would God find favor with her? She had done nothing special. The angel told Mary to not be afraid and that she was going to have a very special baby

The baby would call the baby Jesus, which means, "the Lord saves." The angel explained that the baby would be great - He would be God's Son! He would even be a king - the King God had promised would come.

Mary asked the angel, "How can this happen? I am not married yet." The angel replied, "The Holy Spirit will come, and a miracle will happen. Nothing will be impossible with God!"

He told Mary that her relative Elizabeth was pregnant, and Mary hurried to her house. When she arrived, the baby inside Elizabeth leaped for joy! The Holy Spirit filled Elizabeth and she said, "What an honor, Mary! Your baby will be blessed too!"

Mary was so happy. She praised God with a song about how great God is. She said "My soul magnifies the Lord". She knew God was powerful and mighty. Mary knew God was going to do great things through Jesus!

God's attributes- helping the children understand what God is like, shown to us in the Bible. In today's story we see that God is:

- Promise Keeper

Have a student place the story picture on the 'timeline'

Picture Card Lesson

Use your own words—Trust the Holy Spirit to speak through you!

Mary's Praise — Luke 1:26-38, 46-47

Card 1: One day, God sent an angel named Gabriel to city called Nazareth. The angel went to visit a young woman named Mary. She was engaged to be married to Joseph.

Card 2: The angel said to Mary, "Rejoice! You have found favor with God. He is with you." Mary was very afraid and puzzled. Why would God find favor with her? She had done nothing special. The angel told Mary to not be afraid and that she was going to have a very special baby.

Card 3: The baby would call the baby Jesus, which means, "the Lord saves." The angel explained that the baby would be great - He would be God's Son! He would even be a king - the King God had promised would come.

Card 4: Mary asked the angel, "How can this happen? I am not married yet." The angel replied, "The Holy Spirit will come, and a miracle will happen. Nothing will be impossible with God!" The angel said her relative Elizabeth was pregnant, and Mary hurried to her house. When she arrived, the baby inside Elizabeth leaped for joy!

Card 5: Mary was so happy. She praised God with a song about how great God is. She said "My soul magnifies the Lord". She knew God was powerful and mighty. Mary knew God was going to do great things through Jesus!

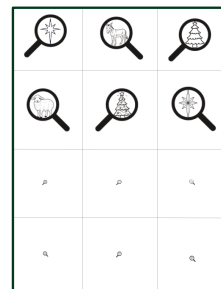


Mary's Praise Flight Lab: Magnification

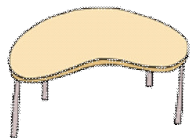
When the angel Gabriel appeared to Mary, he told her she would give birth to the long-awaited Messiah, Jesus. Mary's response to being chosen for this special role was to praise God for His faithfulness by singing a song. Scripture tells us, "And Mary said: My soul magnifies the Lord, and my spirit rejoices in God my Savior" (Luke 1:46-47). In the Bible, magnifying means to exalt, praise, and acknowledge God's greatness. Magnifying also means to make something appear larger than it is. For these activities, we will practice using magnification to find hidden pictures.

Magnify & Find - Give each child a plastic magnifying card and two sets of picture cards—one set with large images and another with smaller versions of the same images. Ask each child to select one card from the large-image set. Then, challenge them to find the matching card from the small-image set. To identify the correct match, the children will need to use their magnifying cards to closely examine the smaller images.

Magnify & Match Scavenger Hunt - Six posters with will be placed around the room. Each poster will have a specific tiny image that can be viewed with a magnifying card. Give each child a piece of paper with an image that correlates to one of images on the posters. Using their magnification card, children will walk around the room to find the matching image. Once they have found the correct pair, they will get a sticker. Encourage kids to find all the pictures.



Magnify & Find Cards



5 Min Pilot's Log

Where we prepare to go home

After flight lab, allow the children to play. **When congregation begins last song, move to the tables.**

Pause and settle

- Signal the end of free play, (use the time-timer to count down)
- Sing the clean-up song and guide children to clean their areas. Wash hands or use hand sanitizer if needed.
- Have children sit around the table.

ALWAYS CLOSE THE MORNING WITH PRAYER.

This is how we model incorporating prayer into their lives.

- After prayer, hand out the activity/coloring page. Direct children accordingly to complete the page. Remind children of what they can take away from today's lesson.

If a child finishes the activity/coloring page while waiting for mom and dad or is not interested, only offer options that can be completed at the table (playdough, puzzle, select a book to examine, practice the verse, etc) **Keep children at the table to maintain a calm and quiet environment for easy transition to mom and dad.**

When parents pick up their children, as appropriate share something their child enjoyed doing or did well during the morning.

Be sure that the Co-Pilots hand out the Activity sheet to each child or to parents. Have your Co-Pilot encourage parents to use this to talk to their kids about what they learned in class today.

PREK/K Prayer Extra Ideas:

Prayer Chain — in small groups, ask children for their prayer requests and have the Pilot or Co-Pilot write them on a few strips of paper. Connect strips into a chain and display our growing conversation with the Lord. Feel free to revisit old prayer requests as well.

Pointing to a Globe — Have a child or Co-Pilot spin the globe and place their finger on a country. Place a star sticker on the place(s) and pray over it as a group. We will provide a PreK/K age geography book to help guide discussion and prayer. Even if you don't know anything about the country, we can lift up the people, pray for Jesus, light to shine there, the Gospel to be active there, and churches to grow, etc.

Looking out the Window — Grab a dry-erase marker, have the kids gather at the windows, and look outside. Ask the children to look for 3 things they can see out of the window to pray over. Using the dry-erase marker, write or draw these things on the window then pray over them.

Preschool Carpet Bag Prayers— Choose an item(s) out of the carpet bag. Discuss the item and different people/things the item could represent (car—driving safely, mechanics, trips, first responders, etc) Encourage kids to “think outside the bag” and help them make connections. Pray over the people, places, and things that were discussed.

Head Shoulders Knees and Toes—Pray through the song.

- Head (mind, imagination, thoughts, creativity)
- Shoulders (physical strength, things we might be dealing with)
- Knees (dancing, playing, jumping, etc.)
- Toes (walking and following after Jesus, standing strong in our faith)
- Eyes, ears, mouth & nose (seeing goodness, listening to Him, speaking truthful words, our senses, etc.)