

PREK/K Flight Plan November 30th



Lesson	Isaiah's Plea
Bible Passage	Isaiah 64:3-4; 8
Story Point	The prophets shared hope that God had a plan to save His people.
Key Passage	He is the image of the invisible God. For everything was created by Him, the visible and the invisible... Colossians 1:15-16a
Big Picture Q & A	How is Jesus the perfect Messiah? Jesus perfectly revealed God and answers what the prophets said



Isaiah's Plea November 30th, 2025

Story Point: The prophets shared the hope that God had a plan to save His people.

Bible Passage: Isaiah 64:3-4; 8

ADVENT STORY

Isaiah was a prophet in the Old Testament from a time when the people of Israel were not following God's law or listening to His voice. Isaiah told the people many times that God was not happy with His people because they were serving other gods and not following Him. Consequences would come on them, but God would not let the situation stay bad. He would find a way to save His chosen people. He had a plan to save Israel with His Holy Spirit. Isaiah shared things about the future Messiah. He would be born of a virgin, he would reign as king with justice and righteousness. He would be the Son of God and our loving Father who did not let his people feel hopeless in the darkest times. He heard the people's crying and made us hope for Him. Isaiah shared his hope with all the people.



Family Discussion Starters:

1. Who was Isaiah?
2. Who did Isaiah tell was coming? (Isaiah 7:14)
3. Isaiah knows the people are sinning and following God, so what does he ask God to do? (Isaiah 64:1)
4. How does Isaiah say we are like clay to God? (Isaiah 64:8)

He is the image of the invisible God, the firstborn over all creation. For everything was created by Him, in heaven and on earth, the visible and the invisible...
Colossians 1:15-16a

leader bible study

As we enter this Advent season, we want to take the time to remember, to focus, and to feel the wonder that Christmas brings. We know this story- some of us can even recite it! Let's use our knowledge and understanding to delve deeper into an aspect of Christmas this year- the aspect of Jesus being **more** than we can think, imagine, or even understand!

Isaiah spoke of many prophecies concerning the Israelites, the consequences they would face if they didn't return to God, the need for God's mercy and intervention in their straying, and ultimately the coming Messiah! He pleaded for God to make himself known to the people by "tearing open the heavens to come down" because they were not following Him. Because of God's holiness, this is impossible- no one can see God. However, He did have a perfect plan that Isaiah also mentions- being born of a virgin and being called Immanuel- God with us. He would send His son, who is himself God, to save His people just as Isaiah was begging for.

In a call to the people, he called them out for being unclean, unfit, and sinners worthy of punishment and God's abandonment, but God is a loving father. He would never abandon His people and Isaiah spoke about His goodness as well- that there would be a plan to rescue the fallen people of Israel, and our loving Father is like a Potter- and we are the clay; the works of His hands.

Jesus is the answer to Isaiah's plea, the fulfillment of a rescue-plan for people incapable of saving themselves, and the only one who can perfectly reveal God to His people.

Vision for Grace Airways
We navigate the scriptures,
training up bold disciples,
on our ongoing journey to Jesus!

Gospel—Centered Preparation:

The heart of preparation is rooted in your understanding of the gospel and your personal application of the story.

After your study ask yourself:

- How do the verse and Big Picture Question connect to this story?
- What am I excited to teach from this passage?
- The main point this week is: _____
- Where is the gospel in this story?

December Focus: Advent



Nov 30th: Isaiah's Plea *Isaiah 64:3-4, 8*

Story point: The prophets shared the hope that God had a plan to save His people



Dec 7th: Mary's Praise *Luke 1:26-38; 46-47*

Story Point: Mary answered God with praise and a peaceful heart.



Dec 14th: Angel's and Shepherd's Praise *Luke 2:8-20; 1Peter 1:12*

Story Point: The shepherds praised God after the angel's brought them the joyful news of Jesus.



Dec 21st: Our Praise - Jesus Birth *Luke 2:1-7, Col 1:15-2.*

Story Point: Jesus loves us so much that He came to earth to save us.



Dec 28th: The Wisemen *Matt 2: 1-21*

Story Point: The Wisemen came to worship Jesus.



Co-Pilot—Included Preparation:

On a Sunday morning, the Pilot is leading everyone in our ongoing journey to Jesus— that includes both flyers and Co -Pilots! The more consistency and continuity we have between Pilots, the better we can prepare our helpers to succeed and grow! With that consistency comes the mentorship aspect for our youth volunteers in particular, and utilizing our adult co -pilots as well: sharing activities, engaging them in the morning, and encouraging their involvement.

As you prepare for the lesson, ask yourself:

- Does my planning allow for Co-Pilot participation throughout the morning?
- How did I prepare my Co-Pilot to help with classroom management?
- What specific activities will my Co-Pilot assist with today?
- In what ways can I encourage my Co-Pilot?

Engagement

- Sit with child during the story
- Playing alongside flyers
- Reengage chatty/distracted kids
- Ask to volunteer an example during discussion
- Help play to Co-Pilot's strengths

Activities

- Attendance stickers
- Timeline
- Joining in the verse and BPQ&A
- Assigned to a specific flyer
- Helping find books in the Bible
- Leading crafts & songs

Encouragement

- Thank you for stepping in there!
- You did a great job with _____.
- You really helped me while I was _____.
- Thank you for being _____'s buddy today.
- Your help really made this morning go smoothly.
- _____ was the right thing to do. You handled it well!
- I'm so glad you are here today!

Morning Routine



Stay with this order.

Adjust pictures on schedule according to your plan.

Review schedule with the children at the start of the morning.



Take Off
VBS song
Verse/BPQ

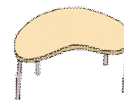
5 Min



Journey
Prayer
Bible Story
God Attributes



10 Min



Flight Lab
Bible Story Activity

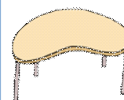
15 Min



Free Play
Inside or on
playground

10 Min

At congregation last song—clean up/move inside



Pilot's Log
Prayer
Take Home Page
Settle and Review



5 Min



5 min Take Off

Celebrate & being here! Introduce the morning

Gather

As the children enter, have them gather at the TV to begin with worship/singing.

Have your co-pilot check attendance.

Song

Do a song or 2 of your choice as time allows to help children prepare for the lesson,

Key passage

Transition from singing into the Verse Song. Lead the kids with the hand motions in the video!

He is the image of the invisible God. For everything was created by Him, the visible and the invisible...

Colossians 1:15-16a

Big picture question

How is Jesus the perfect Messiah?

Jesus perfectly reveals God and answers what the prophets said

Repeat the question 2-3 times for learning!

Transition to the Bible Story

Clap a simple rhythm for the children to copy, use a finger play, etc...
Set expectations for the children: "my turn to talk, your turn to listen, eyes on me, hands in your lap"

Choosing the same transition every week works super well with child and kindergarten ages.

Bible Connection Ideas

Bible FingerPlay:

1, 2 (hold up fingers) The Bible is true (hands like book), God loves me (cross arms, point to me) and God loves you (cross arms, point to class)

Bible Foundation Motions:

- The Bible is **True** (*thumbs up*)
- The Bible is How God **Speaks to Us** (*cup hands around mouth as if you were shouting*)
- The Bible is **Different** from other stories (*cross your arms and point in opposite directions*)
- The Bible points to **Jesus** (*ASL sign for Jesus*)

Fingerplay Ideas

Open Shut them:

Hold hands in front as you open and shut them while saying:

Open shut them, open shut them, give a little clap

Open shut them, open shut them, lay them in your lap.

Creep them creep them, slowly to your chin

Open wide your little mouth (pause), but do not let them in!

Active Preparing to sit and listen:

I stomp my feet, I clap my hands, I jump up from the ground.

I stomp my feet, I clap my hands, I turn myself around.

I stomp my feet, I clap my hands, I sit myself right down

I stomp my feet (*while sitting*), I clap my hands, I do not make a sound (*finger over lips, spoken in a whisper*).



10 Min Journey

Where we travel into God's word

Introduce the Bible Story

Use our Bible Finger play each week to transition to the Story.

- We know the Bible is full of true stories. Today's Bible story is from Isaiah, a special messenger sent to tell the people of God's plan.

Tell the Bible Story

Using the pictures, tell the Bible Story (*This lesson is on page 114-116 in the It's All About Jesus Bible Storybook*). Tell the story using your own words keeping eye-contact with the children.

- Isaiah was a prophet who shared important messages from God. God's people were sinning and had broken the special laws that God gave them. Even though the people disobeyed God, **the prophets shared hope that God had a plan to save His people**. Isaiah told the people that God is kind, and loving!

Talk about the Bible Story

Show the Bible story picture as you ask the following questions.

1. **What was Isaiah's job?** (prophet)
2. **What happened to the mountains when they were before God** (they trembled and shook)
3. **God is like the _____ and we are like the _____** (potter, clay)
4. **How did Isaiah give the people hope?** (said Jesus was coming)
5. **How is Jesus the perfect Messiah?** Jesus perfectly revealed God and answers what the prophets said

Age Appropriate Bible Story

Use your own words—Trust the Holy Spirit to speak through you

Isaiah's Plea — Isaiah 64

Isaiah was a prophet in the Old Testament. This meant Isaiah got special messages from God that he shared with God's people.

God's people were sinning, they were disobeying God's commands. This made Isaiah upset because he knew how much sin hurt God and people. He cried out to God asking Him to make Himself known to the people on Earth.

God is powerful! Isaiah talked about how mountains quake and tremble in God's presence. Isaiah also tells of how God is unlike other gods- God loves His people and doesn't abandon them. But sin makes God angry and the people keep choosing to sin.

Even though the people sinned, Isaiah reminded them that God is their loving Father in Heaven. Isaiah said God is like a potter, and we are like the clay. The potter shapes us and makes us. We are God's creation!

Isaiah gave hope to the people by telling them a son was going to be born and would save them. He said the son will be called: "Wonderful counselor, Mighty God, Everlasting Father, Prince of Peace." This son was Jesus!

Isaiah begged God to open the heavens and come down to save the people, and that's just what He did when Jesus came down from heaven to us on Christmas!

God's attributes- helping the children understand what God is like, shown to us in the Bible. In today's story we see that God is:

- Promise Keeper

Have a student place the story picture on the 'timeline'

Picture Card Lesson

Use your own words—Trust the Holy Spirit to speak through you!

Isaiah's Plea — Isaiah 64

Card 1: Isaiah was a prophet in the Old Testament. This meant Isaiah got special messages from God that he shared with God's people.

Card 2: God's people were sinning; they were disobeying God's commands. This made Isaiah upset. Sin hurts God and people. He cried out to God asking Him to make Himself known to the people on Earth.

Card 3: God is powerful! Isaiah talked about how mountains quake and tremble in God's presence. Isaiah also tells of how God is unlike other gods- God loves His people and doesn't abandon them. But sin makes God angry and the people keep choosing to sin.

Card 4: Even though the people sinned, Isaiah also reminded them that God is powerful and their loving Father in Heaven. Isaiah tells the people that God is like a potter, and we are like the clay. The potter shapes us and makes us. We are God's creation!

Card 5: Isaiah gave hope to the people by telling them a son was going to be born and would save them. He said the son will be called: "Wonderful counselor, Mighty God, Everlasting Father, Prince of Peace." This son was Jesus!

Card 6: Isaiah begged God to open the heavens and come down to save the people, and that's just what He did when Jesus came down from heaven to us on Christmas!



Isaiah Flight Lab: Making a Pot

In Isaiah 64:8, we talked about how God is like a Potter- He holds us and molds us like clay in His hands! We are going to create a pot of our own to remind us that we are the work of His hands!


Supplies:

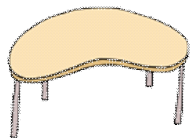
- air dry clay
- straw "tools"
- paper plate
- glass votive holder

Each child will get a portioned amount of air dry clay on a plate to build a pot around their votive holder. Have the children move, stretch, and pull the clay to fully cover the glass votive holder. They can make it smooth or leave it textured and bumpy- it's totally up to them! They may need a little bit of water added to it if it gets super crumbly. Please hand them a damp paper towel so they can add moisture to it without over-watering the clay.

Using their straw "tool", have them press the straw all the way through the clay to the votive holder, leaving a perfect hole for light to shine through. The clay will stay in the straw and build up over time, so they may need multiple straw "tools" once it gets full.

We're going to finish these pots later in the advent season, so they'll stay here to dry. Please have every child write their name on the plate they build their pot on.





5 Min Pilot's Log

Where we prepare to go home

After flight lab, allow the children to play. **When congregation begins last song, move to the tables.**

Pause and settle

- Signal the end of free play, (use the time-timer to count down)
- Sing the clean-up song and guide children to clean their areas. Wash hands or use hand sanitizer if needed.
- Have children sit around the table.

ALWAYS CLOSE THE MORNING WITH PRAYER.

This is how we model incorporating prayer into their lives.

- After prayer, hand out the activity/coloring page. Direct children accordingly to complete the page. Remind children of what they can take away from today's lesson.

If a child finishes the activity/coloring page while waiting for mom and dad or is not interested, only offer options that can be completed at the table (playdough, puzzle, select a book to examine, practice the verse, etc) **Keep children at the table to maintain a calm and quiet environment for easy transition to mom and dad.**

When parents pick up their children, as appropriate share something their child enjoyed doing or did well during the morning.

Be sure that the Co-Pilots hand out the Activity sheet to each child or to parents. Have your Co-Pilot encourage parents to use this to talk to their kids about what they learned in class today.

PREK/K Prayer Extra Ideas:

Prayer Chain — in small groups, ask children for their prayer requests and have the Pilot or Co-Pilot write them on a few strips of paper. Connect strips into a chain and display our growing conversation with the Lord. Feel free to revisit old prayer requests as well.

Pointing to a Globe — Have a child or Co-Pilot spin the globe and place their finger on a country. Place a star sticker on the place(s) and pray over it as a group. We will provide a PreK/K age geography book to help guide discussion and prayer. Even if you don't know anything about the country, we can lift up the people, pray for Jesus, light to shine there, the Gospel to be active there, and churches to grow, etc.

Looking out the Window — Grab a dry-erase marker, have the kids gather at the windows, and look outside. Ask the children to look for 3 things they can see out of the window to pray over. Using the dry-erase marker, write or draw these things on the window then pray over them.

Preschool Carpet Bag Prayers— Choose an item(s) out of the carpet bag. Discuss the item and different people/things the item could represent (car—driving safely, mechanics, trips, first responders, etc) Encourage kids to “think outside the bag” and help them make connections. Pray over the people, places, and things that were discussed.

Head Shoulders Knees and Toes—Pray through the song.

- Head (mind, imagination, thoughts, creativity)
- Shoulders (physical strength, things we might be dealing with)
- Knees (dancing, playing, jumping, etc.)
- Toes (walking and following after Jesus, standing strong in our faith)
- Eyes, ears, mouth & nose (seeing goodness, listening to Him, speaking truthful words, our senses, etc.)