




# PreK & K Flight Plan July 27th



<b>Story</b>	<b>Lillian Trasher</b>
<b>Bible Connection</b>	<b>Psalms 100:3b</b>
<b>Story Point</b>	Lillian trusted in the Lord's protection
<b>Key Passage</b>	<p><b>Psalms 100 NIV</b></p> <p><sup>1</sup> Shout for joy to the Lord, all the earth.</p> <p><sup>2</sup> Worship the Lord with gladness; come before him with joyful songs.</p> <p><sup>3</sup> Know that the Lord is God.</p> <p>It is he who made us, and we are his; we are his people, the sheep of his pasture.</p> <p><sup>4</sup> Enter his gates with thanksgiving and his courts with praise; give thanks to him and praise his name.</p> <p><sup>5</sup> For the Lord is good and his love endures forever; his faithfulness continues through all generations.</p>
<b>Big Picture Q &amp; A</b>	<p><b>Why can I trust the Lord in every situation?</b></p> <p>I can trust in the Lord because I know His character and He is God.</p>





## KEY NOTES: TRUE NORTH SUMMER

There are many stories- both from scripture and after the Bible was written- about people who find themselves in wild situations! Oftentimes people face fear, uncertainty, and confusion in these places and feel like they can't get out of it alone. We are going to look at some people and their stories and see how they trusted in the Lord to get them through.

**We can trust the Lord in a wild world!**

Grace Airways True North Content in Children's Ministry will focus on "wild stories" in the Bible and some Missionary highlights to continue our VBS theme of trusting in the Lord.

**SUMMER PSALM**—let's all learn Psalm 100 to give the students consistent excitement and practice each week! We will practice all summer to create a video to share with the rest of Grace Community Church at the Fall-Kick off (Sept 8th) on the big screen.

### Key Dates:

**Aug 9<sup>th</sup>** GCC BBQ (baptisms)

**Aug 24<sup>th</sup>** All Sunday Teams Fall Training

**Aug 31<sup>st</sup>** Film all classes doing the Summer Psalm

**Sept 8<sup>th</sup>** FALL KICKOFF

### **Gospel—Centered Preparation:**

The heart of preparation is rooted in your understanding of the gospel and your personal application of the story.

### **After your study ask yourself:**

- How do the verse and Big Picture Question connect to this story?
- What am I excited to teach from this passage?
- The main point this week is: \_\_\_\_\_
- Where is the gospel in this story?

# We can trust in the Lord in a Wild



**NOAH & THE ARK**



**PATRICK OF IRELAND**



**BATTLE OF JERICO**




**GLADYS AYLDWARD**



**DEBORAH**



**DAVID & GOLIATH**



**LILLIAN TRASHER**



**KING JOSIAH**



**CORRIE TEN BOOM**



**DANIEL & THE LIONS**



**JOHN GASANGWA**



**ELIJAH & THE WIDOW**

## Co-Pilot—Included Preparation:

**On a Sunday morning, the Pilot is leading everyone in our ongoing journey to Jesus—** that includes both flyers and Co-Pilots! The more consistency and continuity we have between Pilots, the better we can prepare our helpers to succeed and grow! With that consistency comes the mentorship aspect for our youth volunteers in particular, and utilizing our adult co-pilots as well: sharing activities, engaging them in the morning, and encouraging their involvement.

**As you prepare for the lesson, ask yourself:**

- **Does my planning allow for Co-Pilot participation throughout the morning?**
- **How did I prepare my Co-Pilot to help with classroom management?**
- **What specific activities will my Co-Pilot assist with today?**
- **In what ways can I encourage my Co-Pilot?**

### Engagement

- Sit with child during the story
- Playing alongside flyers
- Reengage chatty/distracted kids
- Ask to volunteer an example during discussion
- Help play to Co-Pilot's strengths

### Activities

- Attendance stickers
- Timeline
- Joining in the verse and BPQ&A
- Assigned to a specific flyer
- Helping find books in the Bible
- Leading crafts & songs

### Encouragement

- Thank you for stepping in there!
- You did a great job with \_\_\_\_\_.
- You really helped me while I was \_\_\_\_\_.
- Thank you for being \_\_\_\_\_'s buddy today.
- Your help really made this morning go smoothly.
- \_\_\_\_\_ was the right thing to do. You handled it well!
- I'm so glad you are here today!

# Leader Bible Study

Lillian Trasher was born in 1887 and grew up in Georgia and North Carolina. Her life story is marked by bold faith rooted in trusting the Lord's divine power and protection. At twenty-three, just ten days before her wedding, she called off her engagement and gave up her dreams of being a newspaper journalist to become a missionary. Lillian worked at an orphanage in North Carolina for three years, where she learned how to take care of children.

Lillian then traveled to Alexandria, Egypt with her sister Jennie. One night, she met a dying mother who had just given birth to a baby girl. Moved by compassion, Lillian adopted the little girl and named her Fareida (FAR-ee-dAH). Fareida was just the first of thousands of orphans that Lillian would care for.

Lillian moved to Asyut, where she built the first orphanage in Egypt. As the orphanage grew, so did her reputation as the "Mother of the Nile". Lillian Trasher aimed to serve "the least of these" (Matt. 25:40). Her orphanage took in abandoned children with physical disabilities and illnesses as well as vulnerable widows.

Over the next 50 years, Lillian continued to trust in the Lord. There were many times when the orphanage had food to eat. Yet every time, Lillian faithfully turned to prayer, trusting that the Lord would provide. Time after time, bags of food would appear outside the orphanage gate. Amid war, she stood firm and trusted that the Lord would protect her and all those she cared for.

Lillian's story is a testament to the Lord's great protection and the power of bold faith. As you teach this story, remind children that the Lord is our protector. As Psalm 100:3b says, "We are his people, the sheep of his pasture". The Lord is our protector. We can trust Him when we walk through difficult challenges or scary situations because we know He is God!



**Vision for Grace Airways**  
We navigate the scriptures,  
training up bold disciples,  
on our ongoing journey to Jesus!

# Morning Routine



Stay with this order.

Adjust pictures on schedule according to your plan.

Review schedule with the children at the start of the morning.



**Take Off**  
VBS song  
Psalm 100/BPO

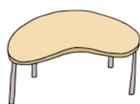
5 Min



**Journey**  
Prayer  
Bible Story  
God Attributes



10 Min



**Flight Lab**  
Bible Story Activity

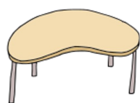
15 Min



**Free Play**  
Inside or on  
playground

10 Min

At congregation last song—clean up/move inside



**Pilot's Log**  
Prayer  
Take Home Page  
Settle and Review



5 Min



# 5 Min Take Off

*Celebrate & being here! Introduce the morning*

## Gather

As the children enter, have them gather at the TV to begin with worship/singing.

Have your co-pilot check attendance.

## Song

Do a song or 2 of your choice as time allows to help children prepare for the lesson.

## Summer Psalm

Practice the **Psalm 100 song!**

Encourage and build excitement for memorizing, we will video the children on Sunday, August 24th

## Summer Truth: We can trust the Lord in a wild world

This week we will explore the story of the Lillian Trasher and her work in Egypt.

## Transition to the Bible Story

Clap a simple rhythm for the children to copy, use a finger play, etc... Set expectations for the children: "my turn to talk, your turn to listen, eyes on me, hands in your lap"

Choosing the same transition every week works super well with child and kindergarten ages.

# Fingerplay Ideas:

## **Bible FingerPlay:**

1, 2 (hold up fingers) The Bible is true (hands like book), God loves me (cross arms, point to me) and God loves you (cross arms, point to class)

## **Open Shut them:**

*Hold hands in front as you open and shut them while saying:*

Open shut them, open shut them, give a little clap

Open shut them, open shut them, lay them in your lap.

Creep them creep them, slowly to your chin

Open wide your little mouth (pause), but do not let them in!

## **Active Preparing to sit and listen:**

I stomp my feet, I clap my hands, I jump up from the ground.

I stomp my feet, I clap my hands, I turn myself around.

I stomp my feet , I clap my hands, I sit myself right down

I stomp my feet (*while sitting*) , I clap my hands, I do not make a sound (*finger over lips, spoken in a whisper*).





10 Min

# Journey

*Where we travel into God's word*

## Introduce the Bible Story

Use our Bible Finger play each week to transition to the Story.

- We know that the entire Bible is true. Everything in the Bible really happened a long time ago. Today's story is in Joshua. Joshua is in the Old Testament.

**Point to the Bible story picture on their timeline.** All of our stories this Summer remind us that the Lord is trustworthy.

## Tell the Bible Story

Using the Pictures, tell the Bible Story (*not in classroom Bible, no video*). Tell the story using your own words keeping eye-contact with the children.

- Lillian gave up everything that she knew to travel to Egypt and share the Good News with those in Egypt. She became a mother to thousands of orphans and helped take care of widows. Lillian's trusted that the Lord would protect her and her children. Time and time again, the Lord was faithful!

## Talk about the Bible Story

*Show the Bible story picture as you ask the following questions.*

1. **Where did Lillian travel to?** (Egypt)
2. **What was the name of the first baby she took care of** (Fareida)
3. **What did Lillian do in Egypt** (Started an orphanage/took care of children & widows)
4. **Why I trust the Lord in every situation?** *I can trust in the Lord because I know His character and He is God.*

**God's attributes-** helping the children understand what God is like, shown to us in the Bible. In today's story we see that God is:

***-Refuge - Trustworthy***

**Have a student place the story picture on the 'timeline'**

## **Age Appropriate Bible Story**

***Use your own words—Trust the Holy Spirit to speak through you!***

### **Lillian Trasher—Psalm 100:3b**

Lillian grew up in the United States and worked in an orphanage in North Carolina. In the three years she worked there, her relationship with God grew stronger and she learned how to take care of children. Lillian felt the Lord telling her to become a missionary. But where would she go?

Lillian prayed and asked the Lord where He wanted her to go. She felt the Lord was leading her to Egypt. She packed up her bags and traveled to the faraway country with her sister, Jennie. When they got to Egypt, they stayed with a missionary couple.

One night, Lillian met a young mother who was very sick. The young mother died and no one was left to take care of the baby. Lillian was moved by compassion and adopted the newborn baby. She was very small and needed lots of love and care. Lillian and her sister worked hard to take care for the little baby. They called her Fareida (FAR-ee-dAH) which means “unique”.

Over the next eight years, Lillian took care of fifty children and eight widows. Christians from the United States started to support Lillian’s work so she could open the first orphanage in Egypt. She was able to provide food, milk, and beds for the children and widows in her care. More and more children came to Lillian’s orphanage.

Sometimes there wasn’t enough food to feed the children, but Lillian trusted in the Lord. She would pray and ask God to provide. Time after time, bags of food would appear in front of the orphanage right when they needed it!

Soon, a war broke out, and Lillian and the orphans and widows were in danger. Fighting broke out right outside the orphanage and they had to escape to somewhere safe. Lillian rushed to get all 100 orphans inside an old brick kiln that sat on their property. Once inside, Lillian counted 98 children instead of 100.

Lillian knew she had to go back for the two children left behind, even though it was dangerous. She prayed for protection. She made it back to the brick kiln, and everyone was safe. The Lord protected all the children and Lillian.

Lillian cared for thousands of children during her time in Egypt. She shared the Good News of Jesus whenever she could. She was called the “Mother of the Nile” because of how many children and widows she cared for. Lillian trusted the Lord and He protected her.

## Picture Card Lesson

*Use your own words—Trust the Holy Spirit to speak through you!*

### Lillian Trasher—*Psalms 100:3b*

**Card 1:** Lillian grew up in the United States and worked in an orphanage in North Carolina. She worked there for three years, and learned how to take care of children and run an orphanage. Lillian felt the Lord telling her to become a missionary. But where would she go?

**Card 2:** Lillian prayed and asked the Lord where He wanted her to go. She felt the Lord was leading her to Egypt. She packed up her bags and traveled to the faraway country with her sister, Jennie. When they got to Egypt, they stayed with a missionary couple.

**Card 3:** One night, Lillian met a young mother who was very sick. The young mother died, and Lillian adopted the newborn baby. She was very small and needed lots of love and care. Lillian and her sister worked hard to take care for the little baby. They called her Fareida (FAR-ee-dAH) which means “unique”.

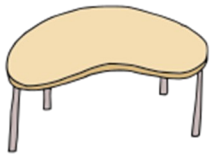
**Card 4:** Over the next eight years, Lillian took care of fifty children and eight widows. Christians from the United States started to support Lillian’s work so she could open the first orphanage in Egypt. She was able to provide food, milk, and beds for the children and widows in her care. More and more children came to Lillian’s orphanage.

**Card 5:** Soon, a war broke out, and Lillian and the orphans and widows were in danger. Fighting broke out right outside the orphanage! Lillian rushed to get all 100 orphans inside an old brick kiln outside for protection. Once inside, Lillian counted 98 children instead of 100!

**Card 6:** Lillian knew she had to go back for the two children left behind, even though it was dangerous. She prayed for protection. She made it back to the brick kiln, and everyone was safe. The Lord protected all the children and Lillian.

**Card 7:** Lillian cared for thousands of children during her time in Egypt. She shared the Good News of Jesus whenever she could. She was called the “Mother of the Nile” because of how many children and widows she cared for. Lillian trusted the Lord and He protected her.

[Click here to view the picture cards](#)



# 15 min Flight lab

*Learning the story in an interactive way*

*Choose from below or use your own idea-however the Lord leads. Then go into free-play.*

## **Race to build towers**

Form two groups of children in the block area. Encourage the preschoolers in each group to work together to build a tall tower. Consider . Everyone who trusts in Jesus is safe and becomes part of God's family forever.

## **A Mighty Fortress**

A fortress is a place with exceptional security, protecting those inside. On paper, ask children to design and draw their ideal fortress, protecting them from enemies, weather, and any other dangers.

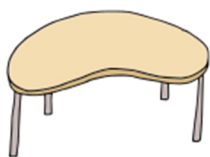
After drawing a fortress, provide students with:

- Popsicle sticks
- Straws
- Paper
- Felt
- Cardboard

Using a paper plate as a base, use these items to create a 3D version of their fortress.

Ask the children, "How do fortresses protect the people inside? (*By providing a barrier from in-coming harm*). "What is the difference between something human's use to stay safe, like this fortress we made, and God's ability to protect us?" (*The ways we stay safe can fail, but God's ability to protect us is perfect!*) In our story today, Lillian trusted in the Lord's protection to shelter, feed, and take care of the children in her orphanage. The protection we can create for ourselves might not always work, but drawing near to God allows us to experience His protection!





# 5 Min Pilot's Log

*Where we prepare to go home*

After flight lab, allow the children to play. **When congregation begins last song, move to the tables.**

## ***Pause and settle***

- Signal the end of free play, (use the time-timer to count down)
- Sing the clean-up song and guide children to clean their areas. Wash hands or use hand sanitizer if needed.
- Have children sit around the table.

## **ALWAYS CLOSE THE MORNING WITH PRAYER**

*This is how we model incorporating prayer into their lives*

- After prayer, hand out the activity/coloring page. Direct children accordingly to complete the page. Remind children of what they can take away from today's lesson.

If a child finishes the activity/coloring page while waiting for mom and dad or is not interested, only offer options that can be completed at the table (playdough, puzzle, select a book to examine, practice the verse, etc) **Keep children at the table to maintain a calm and quiet environment for easy transition to mom and dad.**

When parents pick up their children, as appropriate share something their child enjoyed doing or did well during the morning.

**Be sure that the Co-Pilots hand out the Activity sheet to each child or to parents. Have your Co-Pilot encourage parents to use this to talk to their kids about what they learned in class today.**

## PREK/K Prayer Extra Ideas:

**Prayer Chain** — in small groups, ask children for their prayer requests and have the Pilot or Co-Pilot write them on a few strips of paper. Connect paper strips into a chain and display our growing conversation with the Lord. Feel free to revisit old prayer requests as well.

\*\*\*

**Pointing to a Globe** — Have a child or Co-Pilot spin the globe and place their finger on a country. Place a star sticker on the place(s) and pray over it as a group. We will provide a PreK/K age geography book to help guide discussion and prayer. Even if you don't know anything about the country, we can lift up the people, pray for Jesus, light to shine there, the Gospel to be active there, and churches to grow, etc.

\*\*\*

**Looking out the Window** — Grab a dry-erase marker, have the kids gather at the windows, and look outside. Ask the children to look for 3 things they can see out of the window to pray over. Using the dry-erase marker, write or draw these things on the window then pray over them.

\*\*\*

**Preschool Carpet Bag Prayers**— Choose an item(s) out of the carpet bag. Discuss the item and different people/things the item could represent (car—driving safely, mechanics, trips, first responders, etc) Encourage kids to “think outside the bag” and help them make connections. Pray over the people, places, and things that were discussed.

\*\*\*

**Head Shoulders Knees and Toes**—Pray through the song.

- Head (mind, imagination, thoughts, creativity)
- Shoulders (physical strength, things we might be dealing with)
- Knees (dancing, playing, jumping, etc.)
- Toes (walking and following after Jesus, standing strong in our faith)
- Eyes, ears, mouth & nose (seeing goodness, listening to Him, speaking truthful words, our senses, etc.)