

# PreK & K Flight Plan July 6th



<b>Lesson</b>	<b>Glady's Alward</b>
<b>Bible Connection</b>	<b>Psalm 100:5b</b>
<b>Story Point</b>	Gladys trusted in the Lord's faithfulness
<b>Key Passage</b>	<p><b>Psalm 100 NIV</b></p> <p><sup>1</sup> Shout for joy to the Lord, all the earth.</p> <p><sup>2</sup> Worship the Lord with gladness; come before him with joyful songs.</p> <p><sup>3</sup> Know that the Lord is God. It is he who made us, and we are his; we are his people, the sheep of his pasture.</p> <p><sup>4</sup> Enter his gates with thanksgiving and his courts with praise; give thanks to him and praise his name.</p> <p><sup>5</sup> For the Lord is good and his love endures forever; his faithfulness continues through all generations.</p>
<b>Big Picture Q &amp; A</b>	<p><b>Why can I trust the Lord in every situation?</b></p> <p>I can trust in the Lord because I know His character and He is God.</p>



"Anyone who gives me a cup of water to my name because you belong to Christ will certainly not lose his reward." Mark 9:41



## KEY NOTES: TRUE NORTH SUMMER

There are many stories- both from scripture and after the Bible was written- about people who find themselves in wild situations! Oftentimes people face fear, uncertainty, and confusion in these places and feel like they can't get out of it alone. We are going to look at some people and their stories and see how they trusted in the Lord to get them through.

**We can trust the Lord in a wild world!**

Grace Airways True North Content in Children's Ministry will focus on "wild stories" in the Bible and some Missionary highlights to continue our VBS theme of trusting in the Lord.

**SUMMER PSALM**—let's all learn Psalm 100 to give the students consistent excitement and practice each week! We will practice all summer to create a video to share with the rest of Grace Community Church at the Fall-Kick off (Sept 8th) on the big screen.

### Key Dates:

**Aug 9<sup>th</sup>** GCC BBQ (baptisms)

**Aug 24<sup>th</sup>** All Sunday Teams Fall Training

**Aug 31<sup>st</sup>** Film all classes doing the Summer Psalm

**Sept 8<sup>th</sup>** FALL KICKOFF

### **Gospel—Centered Preparation:**

The heart of preparation is rooted in your understanding of the gospel and your personal application of the story.

### **After your study ask yourself:**

- How do the verse and Big Picture Question connect to this story?
- What am I excited to teach from this passage?
- The main point this week is: \_\_\_\_\_
- Where is the gospel in this story?

# We can trust in the Lord in a Wild



## Co-Pilot—Included Preparation:

**On a Sunday morning, the Pilot is leading everyone in our ongoing journey to Jesus—** that includes both flyers and Co-Pilots! The more consistency and continuity we have between Pilots, the better we can prepare our helpers to succeed and grow! With that consistency comes the mentorship aspect for our youth volunteers in particular, and utilizing our adult co-pilots as well: sharing activities, engaging them in the morning, and encouraging their involvement.

**As you prepare for the lesson, ask yourself:**

- **Does my planning allow for Co-Pilot participation throughout the morning?**
- **How did I prepare my Co-Pilot to help with classroom management?**
- **What specific activities will my Co-Pilot assist with today?**
- **In what ways can I encourage my Co-Pilot?**

### Engagement

- Sit with child during the story
- Playing alongside flyers
- Reengage chatty/distracted kids
- Ask to volunteer an example during discussion
- Help play to Co-Pilot's strengths

### Activities

- Attendance stickers
- Timeline
- Joining in the verse and BPQ&A
- Assigned to a specific flyer
- Helping find books in the Bible
- Leading crafts & songs

### Encouragement

- Thank you for stepping in there!
- You did a great job with \_\_\_\_\_.
- You really helped me while I was \_\_\_\_\_.
- Thank you for being \_\_\_\_\_'s buddy today.
- Your help really made this morning go smoothly.
- \_\_\_\_\_ was the right thing to do. You handled it well!
- I'm so glad you are here today!

# Leader Bible Study

Gladys Aylward's story is one of faith, strength, and ultimate trust in our Heavenly Father— seeing His **faithfulness** exemplified. Facing obstacles before she even became a missionary in China, she prayed and pursued God's plan for her, even when it wasn't easy.

Eight years later, Gladys was settled in Yangcheng and spreading the gospel to visitors at the Inn of Eight Happinesses, when the war broke out. More and more bombings led to her taking on and caring for the orphans of the town. She trusted in the Lord's faithfulness to provide for all 94 children- children in need of clothes, shelter, and food- she trusted in Him to make a way! The war made it too dangerous to stay, so she trusted in Him to see them through the mountains on a 12 day journey, across a river, and on a train with almost 100 kids to take them to Sian. They traveled over rough terrain with no little to no shoes and food, finally making it to the Yellow River where they waited until a boat could take them across. Then they took a train, but it couldn't take them all the way to Sian due to a bombed out bridge. They had to walk five days further! No trains except coal trains were running when they finally did arrive, but she still didn't lose hope and they were snuck aboard the coal cars. They finally made it to Sian, but soon found they couldn't yet end their wearisome journey- she continued to trust God. She and the children stayed on the train and pressed further on, making it to Fufeng where they could make a new home for all of the children. None were lost over that entire journey! They made it over mountains, rivers, danger, and innumerable difficulties and were finally safe!

Gladys didn't give up on God in the midst of impossibilities. She didn't give up on God in the midst of hardship. She didn't give up on God in the midst of life-threatening situations. She knew who He was and trusted in Him to make a way for them. She trusted God to be faithful, and He showed His character.

**Vision for Grace Airways**

**We navigate the scriptures,  
training up bold disciples,  
on our ongoing journey to Jesus!**

# Morning Routine



Stay with this order.

Adjust pictures on schedule according to your plan.

Review schedule with the children at the start of the morning.



**Take Off**  
VBS song  
Psalm 100/BPO

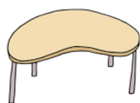
5 Min



**Journey**  
Prayer  
Bible Story  
God Attributes



10 Min



**Flight Lab**  
Bible Story Activity

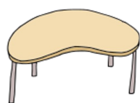
15 Min



**Free Play**  
Inside or on  
playground

10 Min

At congregation last song-clean up/move inside



**Pilot's Log**  
Prayer  
Take Home Page  
Settle and Review



5 Min



# 5 Min Take Off

*Celebrate & being here! Introduce the morning*

## Gather

As the children enter, have them gather at the TV to begin with worship/singing.

Have your co-pilot check attendance.

## Song

Do a song or 2 of your choice as time allows to help children prepare for the lesson.

## Summer Psalm

Practice the **Psalm 100 song!**

Encourage and build excitement for memorizing, we will video the children on Sunday, August 24th

## Summer Truth: We can trust the Lord in a wild world

This week we will explore the story of Gladys Alward and her life in China.

## Transition to the Bible Story

Clap a simple rhythm for the children to copy, use a finger play, etc... Set expectations for the children: "my turn to talk, your turn to listen, eyes on me, hands in your lap"

Choosing the same transition every week works super well with child and kindergarten ages.



# Fingerplay Ideas:

## **Bible FingerPlay:**

1, 2 (hold up fingers) The Bible is true (hands like book), God loves me (cross arms, point to me) and God loves you (cross arms, point to class)

## **Open Shut them:**

*Hold hands in front as you open and shut them while saying:*

Open shut them, open shut them, give a little clap

Open shut them, open shut them, lay them in your lap.

Creep them creep them, slowly to your chin

Open wide your little mouth (pause), but do not let them in!

## **Active Preparing to sit and listen:**

I stomp my feet, I clap my hands, I jump up from the ground.

I stomp my feet, I clap my hands, I turn myself around.

I stomp my feet , I clap my hands, I sit myself right down

I stomp my feet (*while sitting*) , I clap my hands, I do not make a sound (*finger over lips, spoken in a whisper*).





10 Min

# Journey

*Where we travel into God's word*

## Introduce the Bible Story

Use our Bible Finger play each week to transition to the Story.

- Today we are talking about a woman who trusted in the Lord to be faithful even when life was crazy. The Bible tells us the Lord is faithful.

**Point to the Bible story picture on their timeline.** All of our stories this Summer remind us that the Lord is trustworthy.

## Tell the Bible Story

Using the Pictures, tell the Bible Story or watch the video (*not in classroom Bible*). Tell the story using your own words keeping eye-contact with the children.

- Gladys Alward traveled all the way to China to share God's love with the people there. She helped over 100 children travel to safety. They had to walk over mountains, travel over rivers, and pass by many villages until they made it somewhere safe. Through it all, the Lord is faithful.

## Talk about the Bible Story

*Show the Bible story picture as you ask the following questions.*

1. **Where did Gladys travel?** (*China*)
2. **What did Gladys do when we she was in China?** (*Shared the good news, took care of children*)
3. **How many children did she take care of?** (*over 100*)
4. **Who did Gladys trust when things were scary?** (*The Lord*)
5. **Why I trust the Lord in every situation?** (*I can trust in the Lord because I know His character and He is God.*)

**God's attributes-** helping the children understand what God is like, shown to us in the Bible. In today's story we see that God is:

**- Trustworthy -I am**

**Have a student place the story picture on the 'timeline'**

## **Age Appropriate Bible Story**

***Use your own words—Trust the Holy Spirit to speak through you!***

### **Gladys Alward—Psalm 100:5b**

Gladys Aylward lived in London. She felt the call to become a missionary in China. China was really far away! She tried to join a missionary organization, a group of people that would help her get to China. But they she wasn't accepted. But Gladys would not give up, and she chose to travel to China on her own.

Gladys asked God to clear the way for her and He did! Her trip to China was not an easy and full of danger. She had to travel on a train, boat, and walk for a long time. But Gladys trusted in the Lord's faithfulness to get her to her destination safely. Gladys made it to China!

When she got to China she met a woman named Jeanie Lawson, who had been a missionary in China for a long time. Over the next few years, Gladys continued sharing the good news and helping the people in the Chinese village. By this time, Gladys had taken in somewhere around 100 abandoned or orphaned children.

In 1938, however, a war broke out. Gladys knew this was not a safe place for all of the children in her care. Gladys knew she had to leave to get the children to safety.

Looking to the mountain pathways Gladys found a way to escape! The trip was difficult and took twelve days to complete. There was little to no food. When things became tough, Gladys looked to God for help. She prayed and sang hymns with the children.

Finally, they made it to a safe village, and the children were placed with people that could take care of them! After the war, Gladys continued to helping other children in need.

Gladys was determined to become a missionary and refused to allow any excuses to hold her back. Although many people doubted Gladys, God affirmed her calling and helped her overcome each obstacle she encountered along the way. Gladys trusted in the Lord's faithfulness to overcome each obstacle she encountered.

## Picture Card Lesson

*Use your own words—Trust the Holy Spirit to speak through you!*

**Gladys Alward—Psalm 100:5b**

**Card 1:** Gladys Aylward lived in London. She felt the call to become a missionary in China. China was really far away! She tried to join a missionary group that would help her get to China. But they said she wasn't ready. Gladys would not give up, and she chose to travel to China on her own.

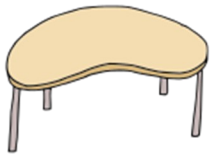
**Card 2:** Gladys trip to China was not an easy and full of danger. She had to travel on a train, boat, and walk for a long time. But Gladys trusted in the Lord's faithfulness to get her to her destination safely. Gladys made it to China!

**Card 3:** When she got to China she met Jeanie Lawson, a missionary who lived in China for a long time. Over the next few years, Gladys continued sharing the good news and helping the people in the Chinese village. By this time, Gladys was taking care of 100 orphaned children.

**Card 4:** Then a war broke out. Gladys knew this was not a safe place for all the children in her care. Gladys knew she had to leave to get the children to safety.

**Card 5:** Looking at the mountains, Gladys found a way to escape! The trip was difficult and took twelve days to complete. There was little to no food. When things became tough, Gladys looked to God for help. She prayed and sang hymns with the children.

**Card 6:** Finally, they made it to a village, and they were safe! After the war, Gladys continued to helping other children in need. Gladys trusted in the Lord's faithfulness to overcome each obstacle she encountered.



# 15 min Flight lab

*Learning the story in an interactive way*

*Choose from below or use your own idea-however the Lord leads. Then go into free-play.*

## Footsteps Project

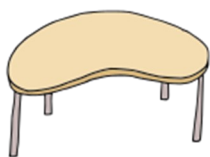
Help students prepare a memento to remind them of the many ways God has worked in their lives. With their shoe on, help students trace their foot onto a piece of paper. On their traced foot print, ask the children to then write down or draw pictures of the ways God has helped them or times they put their trust in the Lord. Finally, have the students cut out the footprints to take home or create a chain for the classroom.

- *Gladys sang hymns and reminded the children of all the ways God had worked in her life to help them persevere. When we remember God's faithfulness, it helps us persevere too!*

## Mountain Trekking

Weather permitting, take the children on a "mountain trek" outside. Walk around the playground and have children imagine they are climbing up large mountains. As you walk, ask children to remember what Gladys and the children did as they walked. Encourage prayer and sing songs just like Gladys did! You can also have children carry a jacket or rolled up blankets to simulate the bed rolls the children and Gladys would have been carrying through the mountains.

- *Gladys and the children had to walk for 12 days to finally get where to a safe village. They learned to lean on the Lord when they were tired and he gave them strength.*



# 5 Min Pilot's Log

*Where we prepare to go home*

After flight lab, allow the children to play. **When congregation begins last song, move to the tables.**

## ***Pause and settle***

- Signal the end of free play, (use the time-timer to count down)
- Sing the clean-up song and guide children to clean their areas. Wash hands or use hand sanitizer if needed.
- Have children sit around the table.

## **ALWAYS CLOSE THE MORNING WITH PRAYER**

*This is how we model incorporating prayer into their lives*

- After prayer, hand out the activity/coloring page. Direct children accordingly to complete the page. Remind children of what they can take away from today's lesson.

If a child finishes the activity/coloring page while waiting for mom and dad or is not interested, only offer options that can be completed at the table (playdough, puzzle, select a book to examine, practice the verse, etc) **Keep children at the table to maintain a calm and quiet environment for easy transition to mom and dad.**

When parents pick up their children, as appropriate share something their child enjoyed doing or did well during the morning.

**Be sure that the Co-Pilots hand out the Activity sheet to each child or to parents. Have your Co-Pilot encourage parents to use this to talk to their kids about what they learned in class today.**

## PREK/K Prayer Extra Ideas:

**Prayer Chain** — in small groups, ask children for their prayer requests and have the Pilot or Co-Pilot write them on a few strips of paper. Connect paper strips into a chain and display our growing conversation with the Lord. Feel free to revisit old prayer requests as well.

\*\*\*

**Pointing to a Globe** — Have a child or Co-Pilot spin the globe and place their finger on a country. Place a star sticker on the place(s) and pray over it as a group. We will provide a PreK/K age geography book to help guide discussion and prayer. Even if you don't know anything about the country, we can lift up the people, pray for Jesus, light to shine there, the Gospel to be active there, and churches to grow, etc.

\*\*\*

**Looking out the Window** — Grab a dry-erase marker, have the kids gather at the windows, and look outside. Ask the children to look for 3 things they can see out of the window to pray over. Using the dry-erase marker, write or draw these things on the window then pray over them.

\*\*\*

**Preschool Carpet Bag Prayers**— Choose an item(s) out of the carpet bag. Discuss the item and different people/things the item could represent (car—driving safely, mechanics, trips, first responders, etc) Encourage kids to “think outside the bag” and help them make connections. Pray over the people, places, and things that were discussed.

\*\*\*

**Head Shoulders Knees and Toes**—Pray through the song.

- Head (mind, imagination, thoughts, creativity)
- Shoulders (physical strength, things we might be dealing with)
- Knees (dancing, playing, jumping, etc.)
- Toes (walking and following after Jesus, standing strong in our faith)
- Eyes, ears, mouth & nose (seeing goodness, listening to Him, speaking truthful words, our senses, etc.)