

# PreK & K Flight Plan August 31st



Story	Elijah & the Widow
Bible Passage	1 Kings 17
Story Point	Elijah & the Widow trusted in the <b>Lord's Supply</b>
Key Passage	<p><b>Psalms 100 NIV</b></p> <p><sup>1</sup> Shout for joy to the Lord, all the earth.</p> <p><sup>2</sup> Worship the Lord with gladness; come before him with joyful songs.</p> <p><sup>3</sup> Know that the Lord is God. It is he who made us, and we are his; we are his people, the sheep of his pasture.</p> <p><sup>4</sup> Enter his gates with thanksgiving and his courts with praise; give thanks to him and praise his name.</p> <p><sup>5</sup> For the Lord is good and his love endures forever; his faithfulness continues through all generations.</p>
Big Picture Q & A	<p><b>Why can I trust the Lord in every situation?</b></p> <p>I can trust in the Lord because I know His character and He is God.</p>



## More than Enough

MEMORY VERSE: There is a supply around the city because of the presence of the Lord. (1 Kings 17:42)



**MEMORY VERSE:** There is a supply around the city because of the presence of the Lord. (1 Kings 17:42)

**BIBLE STORY SUMMARY:**

- God sent Elijah to provide food for the widow and her son.
- God sent Elijah to bring the widow and her son to life.
- God sent Elijah to bring the widow and her son to life.

**DISCUSSION QUESTIONS:**

- How did the widow feel when Elijah came to her house?
- How did the widow feel when Elijah brought her son back to life?
- How did the widow feel when Elijah brought her son back to life?

**PRAYER ACTIVITY:**

Pray for the widow and her son. Pray for the Lord to provide for them. Pray for the Lord to bring them back to life.

**DOWNLOAD THE BIBLE STORY**



## KEY NOTES: TRUE NORTH SUMMER

There are many stories- both from scripture and after the Bible was written- about people who find themselves in wild situations! Oftentimes people face fear, uncertainty, and confusion in these places and feel like they can't get out of it alone. We are going to look at some people and their stories and see how they trusted in the Lord to get them through.

**We can trust the Lord in a wild world!**

Grace Airways True North Content in Children's Ministry will focus on "wild stories" in the Bible and some Missionary highlights to continue our VBS theme of trusting in the Lord.

**SUMMER PSALM**—let's all learn Psalm 100 to give the students consistent excitement and practice each week! We will practice all summer to create a video to share with the rest of Grace Community Church at the Fall-Kick off (Sept 8th) on the big screen.

### Key Dates:

**Aug 9<sup>th</sup>** GCC BBQ (baptisms)

**Aug 24<sup>th</sup>** All Sunday Teams Fall Training

**Aug 31<sup>st</sup>** Film all classes doing the Summer Psalm

**Sept 8<sup>th</sup>** FALL KICKOFF

### **Gospel—Centered Preparation:**

The heart of preparation is rooted in your understanding of the gospel and your personal application of the story.

### **After your study ask yourself:**

- How do the verse and Big Picture Question connect to this story?
- What am I excited to teach from this passage?
- The main point this week is: \_\_\_\_\_
- Where is the gospel in this story?

# We can trust in the Lord in a Wild




**NOAH & THE ARK**



**PATRICK OF IRELAND**



**BATTLE OF JERICO**



**GLADYS AYWARD**



**DEBORAH**



**DAVID & GOLIATH**



**LILLIAN TRASHER**



**KING JOSIAH**



**CORRIE TEN BOOM**



**DANIEL & THE LIONS**



**JOHN GASANGWA**



**ELIJAH & THE WIDOW**

## Co-Pilot—Included Preparation:

**On a Sunday morning, the Pilot is leading everyone in our ongoing journey to Jesus—** that includes both flyers and Co-Pilots! The more consistency and continuity we have between Pilots, the better we can prepare our helpers to succeed and grow! With that consistency comes the mentorship aspect for our youth volunteers in particular, and utilizing our adult co-pilots as well: sharing activities, engaging them in the morning, and encouraging their involvement.

**As you prepare for the lesson, ask yourself:**

- **Does my planning allow for Co-Pilot participation throughout the morning?**
- **How did I prepare my Co-Pilot to help with classroom management?**
- **What specific activities will my Co-Pilot assist with today?**
- **In what ways can I encourage my Co-Pilot?**

### Engagement

- Sit with child during the story
- Playing alongside flyers
- Reengage chatty/distracted kids
- Ask to volunteer an example during discussion
- Help play to Co-Pilot's strengths

### Activities

- Attendance stickers
- Timeline
- Joining in the verse and BPQ&A
- Assigned to a specific flyer
- Helping find books in the Bible
- Leading crafts & songs

### Encouragement

- Thank you for stepping in there!
- You did a great job with \_\_\_\_\_.
- You really helped me while I was \_\_\_\_\_.
- Thank you for being \_\_\_\_\_'s buddy today.
- Your help really made this morning go smoothly.
- \_\_\_\_\_ was the right thing to do. You handled it well!
- I'm so glad you are here today!

# Leader Bible Study

After King Solomon died, the tribes of Israel split into two kingdoms—the Northern Kingdom of Israel and the Southern Kingdom of Judah. Jeroboam was the king of Israel, and Solomon's son Rehoboam was the king of Judah. These two kingdoms were frequently at war with each other, and they rotated through mostly evil kings for decades. Ahab was the king of Israel when the prophet Elijah came to him.

The name *Elijah* means "My God is Yahweh." We don't know anything about Elijah's background or family, but God chose Elijah (and later the prophet Elisha) to warn the Israelites of their future destruction. For years, God sent prophets to warn His people about the consequences their sin would bring. He wanted them to turn back to Him, but they would not.

Three significant events occur in 1 Kings 17. First, Elijah announced a drought in the land of Israel. Evil King Ahab and his wife Jezebel encouraged Baal worship, so the drought was punishment for Israel's idolatry—according to the law of God. (Deut. 11:16-17) God provided for Elijah during the drought.

Second, Elijah visited a widow. God promised that the widow would provide for him. Lack of rain caused a famine in the land. God provided food for the widow and her son. Elijah stayed with the widow for two years.

Third, Elijah raised the widow's son from the dead. Elijah asked God to bring the boy back to life, and God did. The woman believed that Elijah was a man of God and that his words from God were true.

Help preschoolers connect this story to Jesus. God miraculously provided through Elijah to give food to the widow and life to the widow's son. Many years later, God miraculously provided through His own Son, Jesus. Jesus is greater than Elijah. In Jesus, God provides salvation and life to everyone who trusts in Him.

**Vision for Grace Airways**  
We navigate the scriptures,  
training up bold disciples,  
on our ongoing journey to Jesus!

# Morning Routine



Stay with this order.

Adjust pictures on schedule according to your plan.

Review schedule with the children at the start of the morning.



**Take Off**  
VBS song  
Psalm 100/BPO

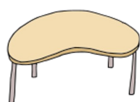
5 Min



**Journey**  
Prayer  
Bible Story  
God Attributes



10 Min



**Flight Lab**  
Bible Story Activity

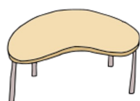
15 Min



**Free Play**  
Inside or on  
playground

10 Min

At congregation last song—clean up/move inside



**Pilot's Log**  
Prayer  
Take Home Page  
Settle and Review



5 Min



# 5 Min Take Off

*Celebrate & being here! Introduce the morning*

## Gather

As the children enter, have them gather at the TV to begin with worship/singing.

Have your co-pilot check attendance.

## Song

Do a song or 2 of your choice as time allows to help children prepare for the lesson.

## Summer Psalm

Practice the **Psalm 100 song!**

Encourage and build excitement for memorizing, we will video the children on Sunday, August 24th

## Summer Truth: We can trust the Lord in a wild world

This week we will explore the story of **Elijah and the widow**.

## Transition to the Bible Story

Clap a simple rhythm for the children to copy, use a finger play, etc... Set expectations for the children: "my turn to talk, your turn to listen, eyes on me, hands in your lap"

Choosing the same transition every week works super well with child and kindergarten ages.



# Fingerplay Ideas:

## **Bible FingerPlay:**

1, 2 (hold up fingers) The Bible is true (hands like book), God loves me (cross arms, point to me) and God loves you (cross arms, point to class)

## **Open Shut them:**

*Hold hands in front as you open and shut them while saying:*

Open shut them, open shut them, give a little clap

Open shut them, open shut them, lay them in your lap.

Creep them creep them, slowly to your chin

Open wide your little mouth (pause), but do not let them in!

## **Active Preparing to sit and listen:**

I stomp my feet, I clap my hands, I jump up from the ground.

I stomp my feet, I clap my hands, I turn myself around.

I stomp my feet , I clap my hands, I sit myself right down

I stomp my feet (*while sitting*) , I clap my hands, I do not make a sound (*finger over lips, spoken in a whisper*).





10 Min

# Journey

*Where we travel into God's word*

## Introduce the Bible Story

Use our Bible Finger play each week to transition to the Story.

• Today's Bible story is from a book called 1 Kings, which is in the Old Testament.

**Point to the Bible story picture on their timeline.** All of our stories this Summer remind us that the Lord is trustworthy.

## Tell the Bible Story

Using the Pictures, tell the Bible Story or watch the video (*not in classroom Bible*). Tell the story using your own words keeping eye-contact with the children.

• Elijah was a prophet. This meant God used him to deliver special messages. Elijah trusted in the Lord and he provided bread and water. Then he was set to talk with a widow. Even though she had very little food, she helped Elijah. The Lord used what little the widow had to make enough food for everyone to eat. Elijah and the widow trusted in the Lord and he provided for them.

## Talk about the Bible Story

*Show the Bible story picture as you ask the following questions.*

1. **Who did God say would help Elijah in the village?** (*a widow, a woman whose husband had died*)
2. **What did the widow say when Elijah asked her for bread?** (*I don't have bread. I only have a little bit of flour and oil.*)
3. **What did God do to the widow's little bit of flour and oil?** (*kept it from running out*)
4. **Whom did Elijah pray to so that the widow's son would be healed?** (*God*)
5. **Why can I trust the Lord in every situation?** (*I can trust in the Lord because I know His character and He is God.*)

**God's attributes-** helping the children understand what God is like, shown to us in the Bible. In today's story we see that God is:

***-Provider - Trustworthy***

**Have a student place the story picture on the 'timeline'**

## **Age Appropriate Bible Story**

***Use your own words—Trust the Holy Spirit to speak through you!***

### **Elijah & the Widow —1 Kings 17**

Elijah was a prophet. He gave God’s messages to His people. One day, he went to Ahab, the evil king of Israel, and said, “There will be no dew or rain for the next few years until I say so.”

Then God told Elijah to go a place near a stream. God said ravens would bring food for Elijah to eat. So Elijah obeyed God. The ravens brought him bread and meat, and Elijah drank water from the stream.

When the stream dried up and there was no water, God told Elijah to go a small village. God said a woman in the town would help Elijah. The woman was a widow; her husband had died. So Elijah obeyed God. At the gate, Elijah saw the woman gathering wood. He said, “Please bring me some water so I can drink. Please bring me some bread too.”

The woman was sad. She and her son did not have enough food to eat. She told Elijah, “I don’t have bread. I only have a little bit of flour and oil.” She and her son were very hungry.

“Do not be afraid,” Elijah said. “Bring me a small loaf of bread. Then make bread for yourself and your son. God says you will not run out of flour or oil until rain comes again.”

So the woman made bread. She, Elijah, and everyone in her household had enough to eat, and she did not run out of flour or oil just like the Lord had said.

One day, the woman’s son got sick and he stopped breathing. The woman was very upset. Elijah laid the boy on the bed. He cried out to God, stretched himself out over the boy three times, and cried out to God again: “God, please let this boy live again!”

God listened to Elijah, and the boy came back to life! Elijah led the boy to his mother. She said to Elijah, “Now I know you are a man of God, and the words you say from God are true.”

## Picture Card Lesson

*Use your own words—Trust the Holy Spirit to speak through you!*

### Elijah & the Widow —1 Kings 17

**Card 1:** Elijah was a prophet. He gave God’s messages to His people. One day, he went to Ahab, the evil king of Israel, and said, “There will be no dew or rain for the next few years until I say so.”

**Card 2:** Then God told Elijah to go a place near a stream. God said ravens would bring food for Elijah to eat. So, Elijah obeyed God. The ravens brought him bread and meat, and Elijah drank water from the stream. When the stream dried up and there was no water, God told Elijah to go a small village.

**Card 3:** As he approached the village, he saw a woman gathering wood at the city gate. The woman was a widow; her husband had died. Elijah said, “Please bring me some water so I can drink. Please bring me some bread too.” But the woman didn’t have food or water. All she had was a bit of oil and flour.

**Card 4:** The widow told Elijah this and he said “Do not be afraid. Bring me a small loaf of bread. Then make bread for yourself and your family. God says you will not run out of flour or oil until rain comes again.” The woman went and made bread and everyone had enough to eat.

**Card 5:** They the widow’s son got sick and stopped breathing. Elijah laid the boy on the bed. He cried out to God: “God, please let this boy live again!” God listened to Elijah, and the boy came back to life! Elijah brought the boy to his mother, and they all celebrated. The Lord provided for the Elijah, the widow and her family.

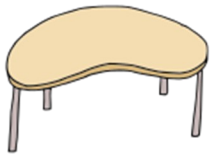
[Click here to view the picture cards](#)

#### **Bible Storytelling Tips:**

**Pick up props:** Set out meat, crackers, water, sticks, a loaf of bread, flour, and oil on a table.

As you read the Bible story script, pick up the items as they are mentioned.

**Use gestures:** Use dramatic gestures throughout the Bible story to represent the action words or phrases in the script such as *drank, went, gather, were hungry, made bread, stopped breathing.*



# 15 min Flight lab

*Learning the story in an interactive way*

## Gather sticks

Lead children outside to an area with trees. Use a walking rope if available. Encourage children to gather short sticks. If gathering sticks outside is not an option, spread stick-like items such as colored pencils, plastic straws, or craft sticks around the room for children together.

- When Elijah first met the widow, she was gathering sticks. She was going to build a fire and use the last little bit of flour and oil she had to bake some bread for her and her son. **God took care of the widow and her son.** God sent Elijah to give them food and to bring life to her son. Many years later, God sent His own Son, Jesus, into the world. Jesus is greater than Elijah. He came to free us from sin and give us life forever.

## Experiment with pinwheels

Provide several pinwheels. Invite children to take turns blowing on the pinwheels to make them move. Consider offering straws for older children to use to blow on the pinwheels. Observe the difference between blowing on the pinwheels with and without a straw.

- You used your breath to move the pinwheels! In today's Bible story, a woman's son stopped breathing, which meant he was very sick. **God took care of the widow and her son** by using Elijah to heal the son. God brought the son from death to life! Many years later, God sent His own Son, Jesus, into the world. Jesus died on the cross and rose again to free us from sin. If we trust in Jesus to forgive our sin, then God will give us life that lasts forever with Him!

## Make it rain

Fill a plastic tub with a few inches of water. Provide eyedroppers for children to use. Show them how to suction water into the eyedropper and then squeeze the dropper again to release the water back into the tub. Suggest that the water falls back into the tub like rain.

- Was it fun to make the water squirt out into the tub? It was like you were making it rain! In today's Bible story, God kept the rain from coming.

## Make bread with play dough

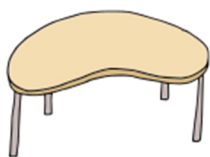
Provide play dough and utensils, such as rollers and cookie cutters. Encourage children to roll out their dough and shape it to look like a loaf or slice of bread. Make sure children do not put play dough in their mouths.

- **THERE IS ONE GOD**, who provides for us. God kept the widow's flour and oil from running out so she and her son would have food to eat.

## Make a meal

Invite children to use plastic food, plates, and utensils to create a meal for the class. They may also use cookware and kitchen play furniture if available. If time allows, provide a long sheet of paper on the floor to serve as a tabletop. Invite children to decorate the "table" by drawing with crayons.

- This looks like a delicious meal you have made! I wish it were real so I could eat it. In today's Bible story, the prophet Elijah asked for a meal from a woman and her son. She didn't have all of these foods to offer—she only had just a little bread to share. How did God take care of this woman and her son?



# 5 Min Pilot's Log

*Where we prepare to go home*

After flight lab, allow the children to play. **When congregation begins last song, move to the tables.**

## ***Pause and settle***

- Signal the end of free play, (use the time-timer to count down)
- Sing the clean-up song and guide children to clean their areas. Wash hands or use hand sanitizer if needed.
- Have children sit around the table.

## **ALWAYS CLOSE THE MORNING WITH PRAYER**

*This is how we model incorporating prayer into their lives*

- After prayer, hand out the activity/coloring page. Direct children accordingly to complete the page. Remind children of what they can take away from today's lesson.

If a child finishes the activity/coloring page while waiting for mom and dad or is not interested, only offer options that can be completed at the table (playdough, puzzle, select a book to examine, practice the verse, etc) **Keep children at the table to maintain a calm and quiet environment for easy transition to mom and dad.**

When parents pick up their children, as appropriate share something their child enjoyed doing or did well during the morning.

**Be sure that the Co-Pilots hand out the Activity sheet to each child or to parents. Have your Co-Pilot encourage parents to use this to talk to their kids about what they learned in class today.**

## PREK/K Prayer Extra Ideas:

**Prayer Chain** — in small groups, ask children for their prayer requests and have the Pilot or Co-Pilot write them on a few strips of paper. Connect paper strips into a chain and display our growing conversation with the Lord. Feel free to revisit old prayer requests as well.

\*\*\*

**Pointing to a Globe** — Have a child or Co-Pilot spin the globe and place their finger on a country. Place a star sticker on the place(s) and pray over it as a group. We will provide a PreK/K age geography book to help guide discussion and prayer. Even if you don't know anything about the country, we can lift up the people, pray for Jesus, light to shine there, the Gospel to be active there, and churches to grow, etc.

\*\*\*

**Looking out the Window** — Grab a dry-erase marker, have the kids gather at the windows, and look outside. Ask the children to look for 3 things they can see out of the window to pray over. Using the dry-erase marker, write or draw these things on the window then pray over them.

\*\*\*

**Preschool Carpet Bag Prayers**— Choose an item(s) out of the carpet bag. Discuss the item and different people/things the item could represent (car—driving safely, mechanics, trips, first responders, etc) Encourage kids to “think outside the bag” and help them make connections. Pray over the people, places, and things that were discussed.

\*\*\*

**Head Shoulders Knees and Toes**—Pray through the song.

- Head (mind, imagination, thoughts, creativity)
- Shoulders (physical strength, things we might be dealing with)
- Knees (dancing, playing, jumping, etc.)
- Toes (walking and following after Jesus, standing strong in our faith)
- Eyes, ears, mouth & nose (seeing goodness, listening to Him, speaking truthful words, our senses, etc.)