



PreK & K Flight Plan

August 24th



Story	John Gasangwa
Bible Connection	Psalm 100:4b
Story Point	John trusted in the Lord to Provide
Key Passage	<p>Psalm 100 NIV</p> <p>¹ Shout for joy to the Lord, all the earth.</p> <p>² Worship the Lord with gladness; come before him with joyful songs.</p> <p>³ Know that the Lord is God. It is he who made us, and we are his; we are his people, the sheep of his pasture.</p> <p>⁴ Enter his gates with thanksgiving and his courts with praise; give thanks to him and praise his name.</p> <p>⁵ For the Lord is good and his love endures forever; his faithfulness continues through all generations.</p>
Big Picture Q & A	<p>Why can I trust the Lord in every situation?</p> <p>I can trust in the Lord because I know His character and He is God.</p>



Circle the images that John talked about in his story.









Color the Rwandan flag.





KEY NOTES: TRUE NORTH SUMMER

There are many stories- both from scripture and after the Bible was written- about people who find themselves in wild situations! Oftentimes people face fear, uncertainty, and confusion in these places and feel like they can't get out of it alone. We are going to look at some people and their stories and see how they trusted in the Lord to get them through.

We can trust the Lord in a wild world!

Grace Airways True North Content in Children's Ministry will focus on "wild stories" in the Bible and some Missionary highlights to continue our VBS theme of trusting in the Lord.

SUMMER PSALM—let's all learn Psalm 100 to give the students consistent excitement and practice each week! We will practice all summer to create a video to share with the rest of Grace Community Church at the Fall-Kick off (Sept 8th) on the big screen.

Key Dates:

Aug 9th GCC BBQ (baptisms)

Aug 24th All Sunday Teams Fall Training

Aug 31st Film all classes doing the Summer Psalm

Sept 8th FALL KICKOFF

Gospel—Centered Preparation:

The heart of preparation is rooted in your understanding of the gospel and your personal application of the story.

After your study ask yourself:

- How do the verse and Big Picture Question connect to this story?
- What am I excited to teach from this passage?
- The main point this week is: _____
- Where is the gospel in this story?

We can trust in the Lord in a Wild




NOAH & THE ARK



PATRICK OF IRELAND



BATTLE OF JERICO



GLADYS AYLDWARD



DEBORAH



DAVID & GOLIATH



LILLIAN TRASHER




KING JOSIAH



CORRIE TEN BOOM



DANIEL & THE LIONS



JOHN GASANGWA



ELIJAH & THE WIDOW

Co-Pilot—Included Preparation:

On a Sunday morning, the Pilot is leading everyone in our ongoing journey to Jesus— that includes both flyers and Co-Pilots! The more consistency and continuity we have between Pilots, the better we can prepare our helpers to succeed and grow! With that consistency comes the mentorship aspect for our youth volunteers in particular, and utilizing our adult co-pilots as well: sharing activities, engaging them in the morning, and encouraging their involvement.

As you prepare for the lesson, ask yourself:

- **Does my planning allow for Co-Pilot participation throughout the morning?**
- **How did I prepare my Co-Pilot to help with classroom management?**
- **What specific activities will my Co-Pilot assist with today?**
- **In what ways can I encourage my Co-Pilot?**

Engagement

- Sit with child during the story
- Playing alongside flyers
- Reengage chatty/distracted kids
- Ask to volunteer an example during discussion
- Help play to Co-Pilot's strengths

Activities

- Attendance stickers
- Timeline
- Joining in the verse and BPQ&A
- Assigned to a specific flyer
- Helping find books in the Bible
- Leading crafts & songs

Encouragement

- Thank you for stepping in there!
- You did a great job with _____.
- You really helped me while I was _____.
- Thank you for being _____'s buddy today.
- Your help really made this morning go smoothly.
- _____ was the right thing to do. You handled it well!
- I'm so glad you are here today!

Leader Bible Study

John has an amazing story that exemplifies God's **provision**. Raised in a war-riddled land and refugee camp in Uganda, suffering from malnutrition, John was rescued and practically raised from the dead by a German doctor, Dr. Barbara Krummel. John is the only surviving child in his family. He and his mother returned to Rwanda and lived there when the war settled down.

John was very good at school and loved learning, but it cost \$10/year to go. They were so poor, John's mother, Edisa, couldn't afford to keep sending him to school after 4th grade. John was devastated and wanted to continue to go, so he went outside their mud house and prayed for God to provide a way for him to continue to go to school. He made a promise to God that if God made a way for him to go to school, he would help the poor people of Rwanda someday. John ended up being able to work at the school to pay for his tuition and was able to still attend. He walked 8 miles every day and often only on one meal a day— a good meal was sweet potatoes and beans, but that wasn't always guaranteed. For years he worked hard, got good grades, and was actually accepted to go to college at CSU in Fort Collins. Once he came to the USA and received his MBA in business, he felt Jesus calling to his heart to fulfill the promise he made back in 4th grade. John was called to leave the comforts of CO and return to Rwanda to help the poor people.

Arise Rwanda is a continually growing Ministry that helps over 400 pre-schoolers and high school students learn trades at Kivu Hills Academy. They help small businesses to start and grow in the villages with their small business programs, as well as make clean water more accessible with the wells they install all over Boneza. And most recently, the new medical facility is almost fully operational to help 5 million people in the region. John is continuing to answer the promise he made to God after God provided a way for him to do what he wanted to— continue to go to school. He provided over and over again in ways that got John out of poverty, but even in His provision, He then asked John to release it back to Him. John does and the provisions keep coming as Arise Rwanda continues to serve, grow, and help the people of Rwanda.



Vision for Grace Airways
We navigate the scriptures,
training up bold disciples,
on our ongoing journey to Jesus!

Morning Routine



Stay with this order.

Adjust pictures on schedule according to your plan.

Review schedule with the children at the start of the morning.



Take Off
VBS song
Psalm 100/BPO

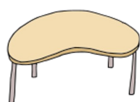
5 Min



Journey
Prayer
Bible Story
God Attributes



10 Min



Flight Lab
Bible Story Activity

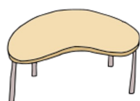
15 Min



Free Play
Inside or on
playground

10 Min

At congregation last song-clean up/move inside



Pilot's Log
Prayer
Take Home Page
Settle and Review



5 Min



5 Min Take Off

Celebrate & being here! Introduce the morning

Gather

As the children enter, have them gather at the TV to begin with worship/singing.

Have your co-pilot check attendance.

Song

Do a song or 2 of your choice as time allows to help children prepare for the lesson.

Summer Psalm

Practice the **Psalm 100 song!**

Encourage and build excitement for memorizing, we will video the children **TODAY!! (Sunday, August 24th)**

Summer Truth: We can trust the Lord in a wild world

This week we will explore the story of the **John Gasangwa**.

Transition to the Bible Story

Clap a simple rhythm for the children to copy, use a finger play, etc... Set expectations for the children: "my turn to talk, your turn to listen, eyes on me, hands in your lap"

Choosing the same transition every week works super well with child and kindergarten ages.

Fingerplay Ideas:

Bible FingerPlay:

1, 2 (hold up fingers) The Bible is true (hands like book), God loves me (cross arms, point to me) and God loves you (cross arms, point to class)

Open Shut them:

Hold hands in front as you open and shut them while saying:

Open shut them, open shut them, give a little clap

Open shut them, open shut them, lay them in your lap.

Creep them creep them, slowly to your chin

Open wide your little mouth (pause), but do not let them in!

Active Preparing to sit and listen:

I stomp my feet, I clap my hands, I jump up from the ground.

I stomp my feet, I clap my hands, I turn myself around.

I stomp my feet , I clap my hands, I sit myself right down

I stomp my feet (*while sitting*) , I clap my hands, I do not make a sound (*finger over lips, spoken in a whisper*).



10 Min

Journey

Where we travel into God's word

Introduce the Bible Story

Use our Bible Finger play each week to transition to the Story.

- Psalm 100:4b tells us to “give thanks to him and praise his name”.

In our story, John praised the Lord when he provided for him.

Point to the Bible story picture on their timeline. All of our stories this Summer remind us that the Lord is trustworthy.

Tell the Bible Story

Using the Pictures, tell the Bible Story (*not in classroom Bible, no video*). Tell the story using your own words keeping eye-contact with the children.

- Our story today is about a man named John. He lives in Rwanda, Africa and helps people who are in need. When he was young, John loved school so much and was sad when he had to stop going. Sometimes we lose things that we loved. But the Lord is always listening to our prayers and will provide for us, even if it's not the way we planned. The Lord heard John's prayers and provided a way for him to come all the way to Colorado and get a college degree!

Talk about the Bible Story

Show the Bible story picture as you ask the following questions.

1. **Where is John from?** (Rwanda)
2. **What food did John eat?** (Sweet potatoes and beans)
3. **Where did John love to go?** (School)
4. **When John was told he couldn't go back to school, what did he do?**
(He prayed and asked the Lord to provide)
5. **Why I trust the Lord in every situation?** *I can trust in the Lord because I know His character and He is God.*

God's attributes- helping the children understand what God is like, shown to us in the Bible. In today's story we see that God is:

-Provider - Trustworthy

Have a student place the story picture on the 'timeline'

Age Appropriate Bible Story

Use your own words—Trust the Holy Spirit to speak through you!

John Gasangwa—Psalm 100:4b

John grew up in Rwanda, a country in Africa. When John was young, a war broke out in Rwanda. People were very angry and lots of fighting happened. Many people died, and it wasn't safe for John to stay in Rwanda. He was sent to live in a refugee camp where he would be safe. But there were too many people living in the camp and food and water were hard to find. It was a difficult time for John.

Then John was able to come back to Rwanda and his mother sent him to school. John loved school very much! He thought learning about math and science was very cool! He learned lots of new things every day. But John did not have a car or a bus to take him to school. He had to walk eight miles to get to school every day.

Most days John would only get one meal. He would eat sweet potatoes and beans. Sometimes, John would not get any food. But he kept going to school and learning.

One day, John's mother told him that she could no longer pay for school. She did not have enough money. John was very sad. He loved school! John went outside and sat under a tree. John began to pray to the Lord. John knew the Lord listened to his prayers. He told the Lord how much he loved school. He asked the Lord "Please let me keep going to school!"

John's prayer was answered! The Lord allowed John to continue going to school. He continued to learn more and more. He was able to come to America and start college. He got his college degree right here in Colorado!

John went back to Rwanda to start helping others and sharing Jesus' love. He started Arise Rwanda, a program that provides clean water, schooling, and support for small businesses in one of the poorest villages in Rwanda. The Lord provided for John and allowed him to keep going to school even when it was hard!

Picture Card Lesson

Use your own words—Trust the Holy Spirit to speak through you!

John Gasangwa—Psalm 100:4b

Card 1: John grew up in Rwanda, a country in Africa. When John was young, a war broke out in Rwanda. Lots of people died, and he went to live in a safer place with other Rwandan people. There were lots of people. He had little to eat and no clean water to drink.

Card 2: For a few years, John was able to go to school. He loved school so much! He learned lots of new things every day. But John did not have a car or a bus to take him to school. He had to walk eight miles to get to school every day.

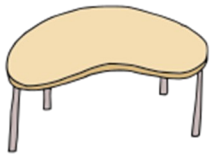
Card 3: Most days John would only get one meal. He would eat sweet potatoes and beans. Sometimes, John would not get any food. But he kept going to school and learning.

Card 4: One day, John's mother told him that she could no longer pay for school. She did not have enough money. John was very sad. He loved school! John went outside and sat under a tree. John began to pray to the Lord. He told God how much he loved school. He asked the Lord "Please let me keep going to school!"

Card 5: John's prayer was answered! The Lord allowed John to continue going to school. He continued to learn more and more. He was able to come to America and start college. He got his college degree right here in Colorado!

Card 6: John went back to Rwanda to start helping others and sharing Jesus' love. He started Arise Rwanda, a program that provides clean water, schooling, and support for small business in one of the poorest villages in Rwanda. The Lord provided for John and allowed him to keep going to school even when it was hard!

[Click here to view the picture cards](#)



15 min Flight lab

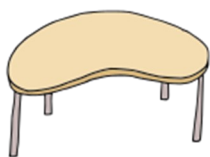
Learning the story in an interactive way

Choose from below or use your own idea-however the Lord leads. Then go into free-play.

Needs VS Wants

Split the room into two sides: one is the needs side, and the other is the wants side. Have all the children, line up in the middle of the room. Show the children the picture cards one at a time. Tell the children if they think the picture shows something we need (like food, water, or a house), run to the needs side. If they think it shows something we want (like toys or candy), run to the wants side". After everyone picks a side, talk together about why it is a need or a want. *Remember, a need is something you must have to live, and a want is something you would like to have but don't need to live*

- Some of the things we think are needs are actually just a desire we have. God will provide all that we need, even if it doesn't feel like it. God knows what we need, not just what we want. The Lord will provide just like he provided for John.



5 Min Pilot's Log

Where we prepare to go home

After flight lab, allow the children to play. **When congregation begins last song, move to the tables.**

Pause and settle

- Signal the end of free play, (use the time-timer to count down)
- Sing the clean-up song and guide children to clean their areas. Wash hands or use hand sanitizer if needed.
- Have children sit around the table.

ALWAYS CLOSE THE MORNING WITH PRAYER

This is how we model incorporating prayer into their lives

- After prayer, hand out the activity/coloring page. Direct children accordingly to complete the page. Remind children of what they can take away from today's lesson.

If a child finishes the activity/coloring page while waiting for mom and dad or is not interested, only offer options that can be completed at the table (playdough, puzzle, select a book to examine, practice the verse, etc) **Keep children at the table to maintain a calm and quiet environment for easy transition to mom and dad.**

When parents pick up their children, as appropriate share something their child enjoyed doing or did well during the morning.

Be sure that the Co-Pilots hand out the Activity sheet to each child or to parents. Have your Co-Pilot encourage parents to use this to talk to their kids about what they learned in class today.

PREK/K Prayer Extra Ideas:

Prayer Chain — in small groups, ask children for their prayer requests and have the Pilot or Co-Pilot write them on a few strips of paper. Connect paper strips into a chain and display our growing conversation with the Lord. Feel free to revisit old prayer requests as well.

Pointing to a Globe — Have a child or Co-Pilot spin the globe and place their finger on a country. Place a star sticker on the place(s) and pray over it as a group. We will provide a PreK/K age geography book to help guide discussion and prayer. Even if you don't know anything about the country, we can lift up the people, pray for Jesus, light to shine there, the Gospel to be active there, and churches to grow, etc.

Looking out the Window — Grab a dry-erase marker, have the kids gather at the windows, and look outside. Ask the children to look for 3 things they can see out of the window to pray over. Using the dry-erase marker, write or draw these things on the window then pray over them.

Preschool Carpet Bag Prayers— Choose an item(s) out of the carpet bag. Discuss the item and different people/things the item could represent (car—driving safely, mechanics, trips, first responders, etc) Encourage kids to “think outside the bag” and help them make connections. Pray over the people, places, and things that were discussed.

Head Shoulders Knees and Toes—Pray through the song.

- Head (mind, imagination, thoughts, creativity)
- Shoulders (physical strength, things we might be dealing with)
- Knees (dancing, playing, jumping, etc.)
- Toes (walking and following after Jesus, standing strong in our faith)
- Eyes, ears, mouth & nose (seeing goodness, listening to Him, speaking truthful words, our senses, etc.)