



PreK & K Flight Plan August 17th



Story	Daniel & the Lions
Bible Passage	Daniel 6
Story Point	Daniel trusted in the Lord to Rescue Him
Key Passage	<p>Psalms 100 NIV</p> <p>¹ Shout for joy to the Lord, all the earth. ² Worship the Lord with gladness; come before him with joyful songs. ³ Know that the Lord is God. It is he who made us, and we are his; we are his people, the sheep of his pasture. ⁴ Enter his gates with thanksgiving and his courts with praise; give thanks to him and praise his name. ⁵ For the Lord is good and his love endures forever; his faithfulness continues through all generations.</p>
Big Picture Q & A	<p>Why can I trust the Lord in every situation?</p> <p>I can trust in the Lord because I know His character and He is God.</p>





KEY NOTES: TRUE NORTH SUMMER

There are many stories- both from scripture and after the Bible was written- about people who find themselves in wild situations! Oftentimes people face fear, uncertainty, and confusion in these places and feel like they can't get out of it alone. We are going to look at some people and their stories and see how they trusted in the Lord to get them through.

We can trust the Lord in a wild world!

Grace Airways True North Content in Children's Ministry will focus on "wild stories" in the Bible and some Missionary highlights to continue our VBS theme of trusting in the Lord.

SUMMER PSALM—let's all learn Psalm 100 to give the students consistent excitement and practice each week! We will practice all summer to create a video to share with the rest of Grace Community Church at the Fall-Kick off (Sept 8th) on the big screen.

Key Dates:

Aug 9th GCC BBQ (baptisms)

Aug 24th All Sunday Teams Fall Training

Aug 31st Film all classes doing the Summer Psalm

Sept 8th FALL KICKOFF

Gospel—Centered Preparation:

The heart of preparation is rooted in your understanding of the gospel and your personal application of the story.

After your study ask yourself:

- How do the verse and Big Picture Question connect to this story?
- What am I excited to teach from this passage?
- The main point this week is: _____
- Where is the gospel in this story?

We can trust in the Lord in a Wild




NOAH & THE ARK



PATRICK OF IRELAND



BATTLE OF JERICO



GLADYS AYLDWARD



DEBORAH



DAVID & GOLIATH



LILLIAN TRASHER



KING JOSIAH



CORRIE TEN BOOM



DANIEL & THE LIONS



JOHN GASANGWA



ELIJAH & THE WIDOW

Co-Pilot—Included Preparation:

On a Sunday morning, the Pilot is leading everyone in our ongoing journey to Jesus— that includes both flyers and Co-Pilots! The more consistency and continuity we have between Pilots, the better we can prepare our helpers to succeed and grow! With that consistency comes the mentorship aspect for our youth volunteers in particular, and utilizing our adult co-pilots as well: sharing activities, engaging them in the morning, and encouraging their involvement.

As you prepare for the lesson, ask yourself:

- **Does my planning allow for Co-Pilot participation throughout the morning?**
- **How did I prepare my Co-Pilot to help with classroom management?**
- **What specific activities will my Co-Pilot assist with today?**
- **In what ways can I encourage my Co-Pilot?**

Engagement

- Sit with child during the story
- Playing alongside flyers
- Reengage chatty/distracted kids
- Ask to volunteer an example during discussion
- Help play to Co-Pilot's strengths

Activities

- Attendance stickers
- Timeline
- Joining in the verse and BPQ&A
- Assigned to a specific flyer
- Helping find books in the Bible
- Leading crafts & songs

Encouragement

- Thank you for stepping in there!
- You did a great job with _____.
- You really helped me while I was _____.
- Thank you for being _____'s buddy today.
- Your help really made this morning go smoothly.
- _____ was the right thing to do. You handled it well!
- I'm so glad you are here today!

Leader Bible Study

The fifth chapter of Daniel ends with the death of King Belshazzar when the Persians took over Babylon and Darius was put on the throne. Babylon was on the decline—no longer the powerful, prosperous empire it once was. By this time Daniel was an old man, probably in his early 80s. He served the new king as one of the three leading supervisors in the kingdom.

Daniel was very good at his job—so good, in fact, that King Darius planned to put him in charge of the entire kingdom. The other supervisors and governors were jealous of Daniel. They watched for him to do something wrong so they could complain to the king. Read Daniel 6:4. Daniel was “trustworthy, and no negligence or corruption was found in him.”

Through the malevolent persuasion of the king’s leaders, King Darius passed a law that no one could pray to anyone but him, the king, for 30 days. But Daniel continued to pray boldly to God.

Guide preschoolers to imagine how Daniel might have felt. Was he worried about getting caught? Did he have nightmares about being eaten by lions? Even the king’s threat of death did not stop Daniel from praying. The jealous officials turned him in, and Daniel was thrown into the lions’ den.

As you teach preschoolers, emphasize that Daniel was faithful to God—the true King—and God rescued Him. God’s protection of Daniel served to show all the people that the God of Daniel “is the living God, and he endures forever; his kingdom will never be destroyed, and his dominion has no end” (Dan. 6:26).

God also calls us to trust and obey Him no matter what. God sent His Son, Jesus, to rescue us from something much more dangerous than lions. Jesus rescues us from sin and death. Pray that through your faith, and that of the preschoolers you lead, “may the name of God be praised forever and ever” (Dan. 2:20).



Vision for Grace Airways
We navigate the scriptures,
training up bold disciples,
on our ongoing journey to Jesus!

Morning Routine



Stay with this order.

Adjust pictures on schedule according to your plan.

Review schedule with the children at the start of the morning.



Take Off
VBS song
Psalm 100/BPO

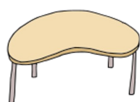
5 Min



Journey
Prayer
Bible Story
God Attributes



10 Min



Flight Lab
Bible Story Activity

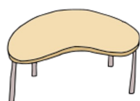
15 Min



Free Play
Inside or on
playground

10 Min

At congregation last song—clean up/move inside



Pilot's Log
Prayer
Take Home Page
Settle and Review



5 Min



5 Min Take Off

Celebrate & being here! Introduce the morning

Gather

As the children enter, have them gather at the TV to begin with worship/singing.

Have your co-pilot check attendance.

Song

Do a song or 2 of your choice as time allows to help children prepare for the lesson.

Summer Psalm

Practice the **Psalm 100 song!**

Encourage and build excitement for memorizing, we will video the children on Sunday, August 24th

Summer Truth: We can trust the Lord in a wild world

This week we will explore the story of Daniel and the lions den.

Transition to the Bible Story

Clap a simple rhythm for the children to copy, use a finger play, etc... Set expectations for the children: "my turn to talk, your turn to listen, eyes on me, hands in your lap"

Choosing the same transition every week works super well with child and kindergarten ages.

Fingerplay Ideas:

Bible FingerPlay:

1, 2 (hold up fingers) The Bible is true (hands like book), God loves me (cross arms, point to me) and God loves you (cross arms, point to class)

Open Shut them:

Hold hands in front as you open and shut them while saying:

Open shut them, open shut them, give a little clap

Open shut them, open shut them, lay them in your lap.

Creep them creep them, slowly to your chin

Open wide your little mouth (pause), but do not let them in!

Active Preparing to sit and listen:

I stomp my feet, I clap my hands, I jump up from the ground.

I stomp my feet, I clap my hands, I turn myself around.

I stomp my feet , I clap my hands, I sit myself right down

I stomp my feet (*while sitting*) , I clap my hands, I do not make a sound (*finger over lips, spoken in a whisper*).



10 Min

Journey

Where we travel into God's word

Introduce the Bible Story

Use our Bible Finger play each week to transition to the Story.

• Today's true story from the Bible is in Daniel. The Book of Daniel tells about what God did through an Israelite named Daniel and his friends when they lived in Babylon far away from their homeland.

Point to the Bible story picture on their timeline. All of our stories this Summer remind us that the Lord is trustworthy.

Tell the Bible Story

Using the Pictures, tell the Bible Story or watch the video. Tell the story using your own words keeping eye-contact with the children.

Talk about the Bible Story

Show the Bible story picture as you ask the following questions.

1. **Did Daniel stop praying to God when the king made the new law?** *(No, Daniel kept on praying to God.)*
2. **What was Daniel's punishment for praying to God instead of the king?** *(He was thrown in the lions' den.)*
3. **What happened to Daniel in the lions' den?** *(God saved Daniel from the lions.)*
4. **What new law did King Darius make?** *(Everyone must respect God.)*
5. **Why can I trust the Lord in every situation?** *I can trust in the Lord because I know His character and He is God.*

God's attributes- helping the children understand what God is like, shown to us in the Bible. In today's story we see that God is:

-Protector - Trustworthy

Have a student place the story picture on the 'timeline'

Age Appropriate Bible Story

Use your own words—Trust the Holy Spirit to speak through you!

Daniel & the Lions —Daniel 6

Babylon had a new king. His name was Darius (duh RIGH uhs). King Darius picked Daniel to be one of his helpers. Daniel worked hard, and he was good at his job. The king liked Daniel. He decided to give Daniel a better job.

The other helpers were not happy that Daniel was going to get a better job. They watched Daniel very carefully. They wanted to catch him doing something wrong so they could tell on him. But Daniel did what was right.

The helpers knew Daniel loved God and obeyed Him. They knew Daniel prayed to God, so they made a mean plan to get Daniel in trouble.

The helpers went to the king. “King, we think you should make a law that says everyone can only pray to you for 30 days.” Of course, every law needs a punishment for breaking it, so the men said, “Anyone who breaks the law will be thrown into the lions’ den!”

King Darius made the law: people can only pray to the king. Daniel knew the new law meant he could not pray to God during that time. But Daniel went into his house and prayed to God three times every day, just like he had always done.

The men spied on Daniel and saw him praying to God. Then they hurried to the king. “Daniel broke the law! We saw him praying!” they said.

King Darius was sad. He did not want to put Daniel in the lions’ den, but that was the law. “I hope God saves you,” the king told Daniel. And Daniel was thrown into the lions’ den.

That night, the king could not sleep. He did not eat. He sat in his palace and thought about Daniel with the lions.

As soon as the sun came up the next morning, the king hurried to the lions’ den. He hoped Daniel was OK. “Daniel!” he called out. “Did God save you from the lions?”

“Yes!” said Daniel. “God sent an angel to shut the lions’ mouths! I am safe!”

King Darius was so happy. Daniel came out of the lions’ den. He wasn’t hurt. Daniel had trusted God to keep him safe. The king made a new law. The law said that everyone must respect God. God had saved Daniel and kept him safe from the lions.

Picture Card Lesson

Use your own words—Trust the Holy Spirit to speak through you!

Daniel & the Lions —Daniel 6

Card 1: Babylon had a new king. His name was Darius (duh RIGH uhs). King Darius picked Daniel to be one of his helpers. Daniel worked hard, and he was good at his job. The king liked Daniel more than the other men.

Card 2: The other men were not happy that Daniel was the King's favorite. They wanted to catch him doing something wrong so they could tell on him. But Daniel did what was right. The helpers knew Daniel loved God and obeyed Him. They knew Daniel prayed to God, so they made a mean plan to get Daniel in trouble.

Card 3: The men said to the King "We think you should make a law that says everyone can only pray to you for 30 days and anyone who breaks the law will be thrown into the lions' den!" King Darius agreed to pass the law. Daniel knew the new law meant he could not pray to God. But Daniel went into his house and prayed to God three times every day, just like he had always done.

Card 4: The men spied on Daniel and saw him praying to God. Then they hurried to the king that Daniel had broken the law. King Darius was sad. He did not want to put Daniel in the lions' den, but that was the law. Daniel was thrown into the lions' den. That night, the king could not sleep. He did not eat. He sat in his palace and thought about Daniel with the lions.

Card 5: As soon as the sun came up the next morning, the king hurried to the lions' den. He hoped Daniel was OK. "Daniel!" he called out. "Did God save you from the lions?". "Yes!" said Daniel. "God sent an angel to shut the lions' mouths! I am safe!"

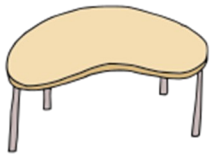
Card 6: King Darius was so happy. Daniel came out of the lions' den. He wasn't hurt. Daniel had trusted God to keep him safe. The king made a new law. The law said that everyone must respect God. The Lord protected Daniel and kept him safe from the lions.

[Click here to view the picture cards](#)

Bible Storytelling Tips:

Sit in a lions' den: Print several copies of the "Lion" printable. Tape the photos to the backs of chairs. Then form a circle with the chairs. Invite preschoolers to sit in the "lions' den" as you tell the Bible story.

Respond to key words: As you tell the Bible story, guide boys and girls to touch the tops of their head as if they are wearing a crown each time you say *king*. Fold hands together whenever prayer is mentioned. Roar like a lion when lions are mentioned. Each time *Daniel* is spoken, say, "Go, Daniel!"



15 min Flight lab

Learning the story in an interactive way

Lion, lion, Daniel

Instruct the kids to sit in a circle on the floor. Choose one child to be *It*. *It* will walk around the circle, gently tapping each kid's head. With each tap, *It* will say "lion" until *It* gets to a kid of his choosing. Then *It* will tap that kid and say, "Daniel." The kid he chose will chase *It* around the circle and try to tag *It* before he sits in her spot. Play as time allows.

- In our game, there was one "Daniel" surrounded by lots of lions. It would be pretty scary to be surrounded by hungry lions. Imagine if you were in a cage with even one lion! Today we're going to learn that Daniel was thrown into a den of lions, but **God shut the mouths of the lions to save Daniel.**

Create lion art

Print and cut out the "Lion Faces" printable. Prepare enough lion faces for each child to have several. Write the story point on a sheet of paper for each child. Show a child how to glue a lion's face to the inside of a cupcake liner to make a lion's mane. Guide him to use glue stick to attach the lion head to the paper. Encourage him to draw Daniel safe in the lions' den and decorate his picture. Add additional lions to the den.

- Daniel did not stop praying to God even with the new law. King Darius was sad that Daniel had to be put into the lions' den for breaking the law; he hoped God would save Daniel. The next morning King Darius hurried to see that **God saved Daniel from the lions.** God is powerful! God sent His Son, Jesus, to save us from something more dangerous than lions. Jesus rescues us from sin and death.

Make lion puppets

Provide a brown paper lunch sack and an orange sun shape cut from construction paper for each child. Draw a lion's face on the bottom of the paper sack with the mouth positioned to open and close. Demonstrate how to glue the orange mane to the back of the paper sack. Retell the Bible story as children play out the lions.

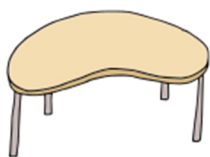
- God blessed Daniel in Babylon. Some people tried to get Daniel in trouble. Daniel would not pray to anyone but God. God kept Daniel safe from the lions. **WE CAN TALK TO GOD.** Jesus rescues us from sin and death.

-

Show emotions

Ask children to show you a scared face, hungry face, and happy face. Guide children to imitate your facial expressions at the right moment as you retell the story.

- **WE CAN TALK TO GOD** when we are happy or scared. Jesus rescues us from sin and death, so we have nothing to fear!



5 Min Pilot's Log

Where we prepare to go home

After flight lab, allow the children to play. **When congregation begins last song, move to the tables.**

Pause and settle

- Signal the end of free play, (use the time-timer to count down)
- Sing the clean-up song and guide children to clean their areas. Wash hands or use hand sanitizer if needed.
- Have children sit around the table.

ALWAYS CLOSE THE MORNING WITH PRAYER

This is how we model incorporating prayer into their lives

- After prayer, hand out the activity/coloring page. Direct children accordingly to complete the page. Remind children of what they can take away from today's lesson.

If a child finishes the activity/coloring page while waiting for mom and dad or is not interested, only offer options that can be completed at the table (playdough, puzzle, select a book to examine, practice the verse, etc) **Keep children at the table to maintain a calm and quiet environment for easy transition to mom and dad.**

When parents pick up their children, as appropriate share something their child enjoyed doing or did well during the morning.

Be sure that the Co-Pilots hand out the Activity sheet to each child or to parents. Have your Co-Pilot encourage parents to use this to talk to their kids about what they learned in class today.

PREK/K Prayer Extra Ideas:

Prayer Chain — in small groups, ask children for their prayer requests and have the Pilot or Co-Pilot write them on a few strips of paper. Connect paper strips into a chain and display our growing conversation with the Lord. Feel free to revisit old prayer requests as well.

Pointing to a Globe — Have a child or Co-Pilot spin the globe and place their finger on a country. Place a star sticker on the place(s) and pray over it as a group. We will provide a PreK/K age geography book to help guide discussion and prayer. Even if you don't know anything about the country, we can lift up the people, pray for Jesus, light to shine there, the Gospel to be active there, and churches to grow, etc.

Looking out the Window — Grab a dry-erase marker, have the kids gather at the windows, and look outside. Ask the children to look for 3 things they can see out of the window to pray over. Using the dry-erase marker, write or draw these things on the window then pray over them.

Preschool Carpet Bag Prayers— Choose an item(s) out of the carpet bag. Discuss the item and different people/things the item could represent (car—driving safely, mechanics, trips, first responders, etc) Encourage kids to “think outside the bag” and help them make connections. Pray over the people, places, and things that were discussed.

Head Shoulders Knees and Toes—Pray through the song.

- Head (mind, imagination, thoughts, creativity)
- Shoulders (physical strength, things we might be dealing with)
- Knees (dancing, playing, jumping, etc.)
- Toes (walking and following after Jesus, standing strong in our faith)
- Eyes, ears, mouth & nose (seeing goodness, listening to Him, speaking truthful words, our senses, etc.)