



PreK & K Flight Plan August 10th



| | |
|-------------------|---|
| Story | Corrie Ten Boom |
| Bible Connection | Psalm 100:5a |
| Story Point | Corrie trusted in the Lord's Enduring Love |
| Key Passage | <p>Psalm 100 NIV</p> <p>¹ Shout for joy to the Lord, all the earth.</p> <p>² Worship the Lord with gladness; come before him with joyful songs.</p> <p>³ Know that the Lord is God. It is he who made us, and we are his; we are his people, the sheep of his pasture.</p> <p>⁴ Enter his gates with thanksgiving and his courts with praise; give thanks to him and praise his name.</p> <p>⁵ For the Lord is good and his love endures forever; his faithfulness continues through all generations.</p> |
| Big Picture Q & A | <p>Why can I trust the Lord in every situation?</p> <p>I can trust in the Lord because I know His character and He is God.</p> |





KEY NOTES: TRUE NORTH SUMMER

There are many stories- both from scripture and after the Bible was written- about people who find themselves in wild situations! Oftentimes people face fear, uncertainty, and confusion in these places and feel like they can't get out of it alone. We are going to look at some people and their stories and see how they trusted in the Lord to get them through.

We can trust the Lord in a wild world!

Grace Airways True North Content in Children's Ministry will focus on "wild stories" in the Bible and some Missionary highlights to continue our VBS theme of trusting in the Lord.

SUMMER PSALM—let's all learn Psalm 100 to give the students consistent excitement and practice each week! We will practice all summer to create a video to share with the rest of Grace Community Church at the Fall-Kick off (Sept 8th) on the big screen.

Key Dates:

Aug 9th GCC BBQ (baptisms)

Aug 24th Film Summer Psalm & All Sunday Teams Fall Training

Sept 8th FALL KICKOFF

Gospel—Centered Preparation:

The heart of preparation is rooted in your understanding of the gospel and your personal application of the story.

After your study ask yourself:

- How do the verse and Big Picture Question connect to this story?
- What am I excited to teach from this passage?
- The main point this week is: _____
- Where is the gospel in this story?

We can trust in the Lord in a Wild




NOAH & THE ARK



PATRICK OF IRELAND



BATTLE OF JERICO



GLADYS AYWARD



DEBORAH



DAVID & GOLIATH



LILLIAN TRASHER




KING JOSIAH



CORRIE TEN BOOM



DANIEL & THE LIONS



JOHN GASANGWA



ELIJAH & THE WIDOW

Co-Pilot—Included Preparation:

On a Sunday morning, the Pilot is leading everyone in our ongoing journey to Jesus— that includes both flyers and Co-Pilots! The more consistency and continuity we have between Pilots, the better we can prepare our helpers to succeed and grow! With that consistency comes the mentorship aspect for our youth volunteers in particular, and utilizing our adult co-pilots as well: sharing activities, engaging them in the morning, and encouraging their involvement.

As you prepare for the lesson, ask yourself:

- **Does my planning allow for Co-Pilot participation throughout the morning?**
- **How did I prepare my Co-Pilot to help with classroom management?**
- **What specific activities will my Co-Pilot assist with today?**
- **In what ways can I encourage my Co-Pilot?**

Engagement

- Sit with child during the story
- Playing alongside flyers
- Reengage chatty/distracted kids
- Ask to volunteer an example during discussion
- Help play to Co-Pilot's strengths

Activities

- Attendance stickers
- Timeline
- Joining in the verse and BPQ&A
- Assigned to a specific flyer
- Helping find books in the Bible
- Leading crafts & songs

Encouragement

- Thank you for stepping in there!
- You did a great job with _____.
- You really helped me while I was _____.
- Thank you for being _____'s buddy today.
- Your help really made this morning go smoothly.
- _____ was the right thing to do. You handled it well!
- I'm so glad you are here today!

Leader Bible Study

Corrie Ten Boom grew up in the Netherlands and came to work alongside her father in their watch shop below their home. She and her family loved God and held firmly to the belief that God's love and forgiveness extended to all people, regardless of their actions or circumstances. When the German's invaded the Netherlands in May 1940, it was no longer a safe place for Jews to live. The Ten Booms worked with an architect to design a hidden room in their home where they could keep Jews safe when the Nazis came by. Not only did they hide people, but Corrie also dispersed stolen ration cards and became part of the Dutch underground resistance network and oversaw a network of smuggling Jews to safe places.

In all, it is estimated that the Ten Booms saved around 800 Jews from the Nazis. They were arrested in Feb 1944 and taken to prison. Corrie's father passed away 10 days later and Corrie was taken to trial. She spoke out about the killing of people with mental disabilities and emphasized that God loves everyone and has value. Corrie and her sister, Betsie, ultimately ended up in a concentration camp in Germany and managed to smuggle in a Bible. They held worship services for the women and brought many other prisoners to Christ. Betsie passed away in December of 44 and Corrie, due to a clerical error, was released 12 days later.

After the war, she never stopped serving the people who others thought less of. She created a house for refugees and protected people with disabilities because God's love is for everyone.

For decades after, she traveled the world spreading the message of love and forgiveness— even forgiving a couple of the soldiers who were at the camp she and Betsie were held— personifying God's unending love. As she wrote in one of her many stories, quoting her sister “There is no pit so deep, that God's love is not deeper still.”

Vision for Grace Airways

**We navigate the scriptures,
training up bold disciples,
on our ongoing journey to Jesus!**

Morning Routine



Stay with this order.

Adjust pictures on schedule according to your plan.

Review schedule with the children at the start of the morning.



Take Off
VBS song
Psalm 100/BPO

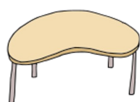
5 Min



Journey
Prayer
Bible Story
God Attributes



10 Min



Flight Lab
Bible Story Activity

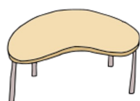
15 Min



Free Play
Inside or on
playground

10 Min

At congregation last song-clean up/move inside



Pilot's Log
Prayer
Take Home Page
Settle and Review



5 Min



5 Min Take Off

Celebrate & being here! Introduce the morning

Gather

As the children enter, have them gather at the TV to begin with worship/singing.

Have your co-pilot check attendance.

Song

Do a song or 2 of your choice as time allows to help children prepare for the lesson.

Summer Psalm

Practice the **Psalm 100 song!**

Encourage and build excitement for memorizing, we will video the children on Sunday, August 24th

Summer Truth: We can trust the Lord in a wild world

This week we will explore the story of the **Corrie Ten Boom**.

Transition to the Bible Story

Clap a simple rhythm for the children to copy, use a finger play, etc... Set expectations for the children: "my turn to talk, your turn to listen, eyes on me, hands in your lap"

Choosing the same transition every week works super well with child and kindergarten ages.

Fingerplay Ideas:

Bible FingerPlay:

1, 2 (hold up fingers) The Bible is true (hands like book), God loves me (cross arms, point to me) and God loves you (cross arms, point to class)

Open Shut them:

Hold hands in front as you open and shut them while saying:

Open shut them, open shut them, give a little clap

Open shut them, open shut them, lay them in your lap.

Creep them creep them, slowly to your chin

Open wide your little mouth (pause), but do not let them in!

Active Preparing to sit and listen:

I stomp my feet, I clap my hands, I jump up from the ground.

I stomp my feet, I clap my hands, I turn myself around.

I stomp my feet , I clap my hands, I sit myself right down

I stomp my feet (*while sitting*) , I clap my hands, I do not make a sound (*finger over lips, spoken in a whisper*).



10 Min

Journey

Where we travel into God's word

Introduce the Bible Story

Use our Bible Finger play each week to transition to the Story.

- Psalm 100:5a tells us "For the Lord is good and his love endures forever". In our story today we will see how God's love comforted people when scary things happened.

Point to the Bible story picture on their timeline. All of our stories this Summer remind us that the Lord is trustworthy.

Tell the Bible Story

Using the Pictures, tell the Bible Story (*not in classroom Bible, no video*). Tell the story using your own words keeping eye-contact with the children.

- Corrie had compassion and cared for the Jewish people that needed help. She knew they were being treated unfairly. Corrie, her sister Betsie, and their father opened their home to take care of Jews, which also put them in danger. The Lord provided for them and kept them safe.

Talk about the Bible Story

Show the Bible story picture as you ask the following questions.

1. **What was Corrie's father's job?** (Watchmaker)
2. **Who did Corrie and her family help?** (The Jews)
3. **How did Corrie and her family help them?** (They provided protection by letting them stay in their house, they built a secret room)
4. **What did Betsie remind Corrie to do?** (Pray & read the Bible)
5. **Why I trust the Lord in every situation?** *I can trust in the Lord because I know His character and He is God.*

God's attributes- helping the children understand what God is like, shown to us in the Bible. In today's story we see that God is:

-Comforter - Trustworthy

Have a student place the story picture on the 'timeline'

Age Appropriate Bible Story

Use your own words—Trust the Holy Spirit to speak through you!

Corrie Ten Boom—Psalm 100:5a

Corrie lived in the city of Haarlem in the Netherlands. Corrie and her little sister Betsie would help their father with his work as a watch-maker. Everyday, at breakfast and dinner, Corrie's father would read from the Bible. He would read stories that would encourage them to live like Jesus.

Many years later, when Corrie was fifty years old, a war started and Jewish people started to be treated unfairly. This made Corrie and her family sad. The Jewish people had done nothing wrong and yet they were being treated badly. Corrie and her family decided to help.

They let Jewish people stay in their house. They gave them clothes, food, and a place to stay until they could escape. Helping the Jews was against the law and put Corrie and her family in danger. But, they knew they needed to show love like Jesus would, even though it meant they had to do something scary.

They had to keep it a secret that they were letting Jews stay in their house. They would get thrown in jail if people found out they were helping the Jews. A secret room was built in Corrie's bedroom to keep the Jews hidden. It looked just like a normal room until you slide away the books on the bookshelves and a secret room appeared! Sometimes, six people had to hide in the room at a time.

Corrie and her family helped about 800 Jewish people. Eventually, the police came and put Corrie and her family in jail because they were helping the Jews. Corrie and Betsie continue to show God's love even when things got hard.

When Corrie started to worry, her sister Betsie always reminded her to pray and remember God's great love. She knew that the Lord would give them comfort. The Lord's love is bigger and greater than any hardship we face.

Picture Card Lesson

Use your own words—Trust the Holy Spirit to speak through you!

Corrie Ten Boom—*Psalm 100:5a*

Card 1: Corrie Ten Boom lived in the city of Haarlem in the Netherlands. Corrie and her little sister Betsie would help their father with his work as a watchmaker. Everyday, at breakfast and dinner, Corrie's father would read from the Bible. He would read stories that would encourage them to live like Jesus.

Card 2: Many years later, a war began, and Jewish people started to be treated unfairly. This made Corrie and her family sad. The Jewish people had done nothing wrong and yet they were being treated badly. Corrie and her family decided to help.

Card 3: The Ten Boom family let Jewish people hide in their house. They gave them clothes, food, and a place to stay until they could escape. Helping the Jews was against the law and put Corrie and her family in danger. They chose to be brave and show Jesus' love.

Card 4: They had to keep it a secret that they were letting Jews stay in their house. They would get thrown in jail if people found out they were helping the Jews. A secret room was built in Corrie's bedroom to keep the Jews hidden. It looked just like a normal room until you slide away the books on the bookshelves and a secret room appeared! Sometimes, six people had to hide in the room at a time.

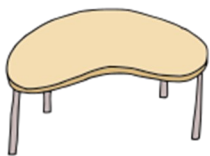
Card 5: Corrie and her family helped about 800 Jewish people. Eventually, the police took Corrie and her family to jail because they had helped the Jews. When Corrie started to worry, her sister Betsie always reminded her to pray and read the Bible.

Card 6: When Corrie got out of jail, she continued to talk about the Lord's great love. She forgave the people who threw her in jail. The Lord's love is bigger and greater than any hardship we face.

[Click here to view the picture cards](#)

Bible Story Telling Tips

Make A Hidden Room: Using blue painters tape, outline a box on the floor that is big enough for the children to all stand inside. When you explain the secret room, have all the children stand in the box to resemble what the Jewish people experienced.



15 min Flight lab

Learning the story in an interactive way

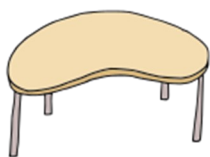
Choose from below or use your own idea-however the Lord leads. Then go into free-play.

Paper Prayer Tulips

Give each child a piece of paper with the outline of a tulip bulb and stem. Recap the story of Corrie's life with the children as they cut out their flower and stem (may want to pre-cut in advance for younger children). Once all the parts are cut out, tape/glue the bulb to the stem. Then ask children to think of a time where they were comforted/something or someone that brings them comfort and write or draw it on the leaves/stem. Children can then decorate the tulip bulb with paper.

- Corrie was from Netherland where they have lots of tulips. When Corrie was worried and afraid, her sister Betsie reminded her to pray and remember God's great love. These flowers will help us remember that when we need comfort, we can pray. The Lord is our comforter.





5 Min Pilot's Log

Where we prepare to go home

After flight lab, allow the children to play. **When congregation begins last song, move to the tables.**

Pause and settle

- Signal the end of free play, (use the time-timer to count down)
- Sing the clean-up song and guide children to clean their areas. Wash hands or use hand sanitizer if needed.
- Have children sit around the table.

ALWAYS CLOSE THE MORNING WITH PRAYER

This is how we model incorporating prayer into their lives

- After prayer, hand out the activity/coloring page. Direct children accordingly to complete the page. Remind children of what they can take away from today's lesson.

If a child finishes the activity/coloring page while waiting for mom and dad or is not interested, only offer options that can be completed at the table (playdough, puzzle, select a book to examine, practice the verse, etc) **Keep children at the table to maintain a calm and quiet environment for easy transition to mom and dad.**

When parents pick up their children, as appropriate share something their child enjoyed doing or did well during the morning.

Be sure that the Co-Pilots hand out the Activity sheet to each child or to parents. Have your Co-Pilot encourage parents to use this to talk to their kids about what they learned in class today.

PREK/K Prayer Extra Ideas:

Prayer Chain — in small groups, ask children for their prayer requests and have the Pilot or Co-Pilot write them on a few strips of paper. Connect paper strips into a chain and display our growing conversation with the Lord. Feel free to revisit old prayer requests as well.

Pointing to a Globe — Have a child or Co-Pilot spin the globe and place their finger on a country. Place a star sticker on the place(s) and pray over it as a group. We will provide a PreK/K age geography book to help guide discussion and prayer. Even if you don't know anything about the country, we can lift up the people, pray for Jesus, light to shine there, the Gospel to be active there, and churches to grow, etc.

Looking out the Window — Grab a dry-erase marker, have the kids gather at the windows, and look outside. Ask the children to look for 3 things they can see out of the window to pray over. Using the dry-erase marker, write or draw these things on the window then pray over them.

Preschool Carpet Bag Prayers— Choose an item(s) out of the carpet bag. Discuss the item and different people/things the item could represent (car—driving safely, mechanics, trips, first responders, etc) Encourage kids to “think outside the bag” and help them make connections. Pray over the people, places, and things that were discussed.

Head Shoulders Knees and Toes—Pray through the song.

- Head (mind, imagination, thoughts, creativity)
- Shoulders (physical strength, things we might be dealing with)
- Knees (dancing, playing, jumping, etc.)
- Toes (walking and following after Jesus, standing strong in our faith)
- Eyes, ears, mouth & nose (seeing goodness, listening to Him, speaking truthful words, our senses, etc.)